

BUILD FORT WORTH 2022 CONSTRUCTION EXPO



Presenting Sponsors



Breakout Session DFW Airport Upcoming A/E/C Opportunities

RHCA & FWHCC
Networking and building business relationships and opportunities

August 19, 2022

Build Fort Worth Expo 2022

Welcome



To register for today's Breakout session, please scan the QR Code





Regional Hispanic Contractors Association

2022 Statewide Luna Awards

Corpus Christi

Wednesday, September 7, 2022

Awards Luncheon | 11:00 AM - 1:30 PM

Houston

Thursday, September 8, 2022

Awards Luncheon | 11:00 AM - 1:30 PM

San Antonio

Wednesday, October 5, 2022

Awards Luncheon | 11:00 AM - 1:30 PM

Austin

Thursday, October 6, 2022

Awards Luncheon | 11:00 AM - 1:30 PM

El Paso

Wednesday, October 12, 2022

Awards Luncheon | 11:00 AM - 1:30 PM

*Dallas/Fort Worth

Thursday, November 3, 2022

Awards Luncheon | 11:00 AM - 1:30 PM

*Alternate Extended Agenda

Event Underwriting
Click Here

<https://form.jotform.com/221233799942161>

Build Fort Worth Expo 2022



United States
Department of Transportation

Notice of Public Rulemaking (NPRM) DBE and ACDBE Programs (See Next Slide)

- RHCA Feedback: <https://form.jotform.com/222166507625152>



<https://content.govdelivery.com/accounts/USDOT/bulletins/324a234>

Guest Speaker

Robert Rodriguez
Vice President Energy,
Transportation & Asset
Management
DFW International Airport



Infrastructure & Development Update

Bobby Rodriguez, Vice President Energy, Transportation, & Asset Management

Travel. Transformed.

Vision

We discover new ways to **care** for our customers, **inspire** our employees, and **strengthen** our communities to create an exceptional Airport experience. **Every Day.**

Mission

DFW AIRPORT

BY THE NUMBERS

LIKE A CITY - DFW has its own

- 📍 Zip code
- 🏢 City designation
- 👮 Police
- 🚒 Fire and Emergency Medical Departments



DFW COVERS MORE THAN

26.9
SQ. MILES

Larger than Manhattan

2nd
in the world
for passengers



62.5M

Airports Council International 2021



2,700 TONS
of material have been recycled

231,000 LBS
of used cooking oil recycled



1,898,000 TONS
of construction waste diverted from landfills

FY2021



Largest Carbon Neutral Airport in the world

First Carbon Neutral Airport in North America

FY2021: October 1, 2020 - September 30, 2021

3rd

in the world
for operations

652K

TOTAL CARGO



984,805

U.S. TONS

FY2021

31 PASSENGER AIRLINES

DOMESTIC: **12**
FOREIGN FLAG: **19**



24 CARGO AIRLINES



71
INTERNATIONAL DESTINATIONS

194

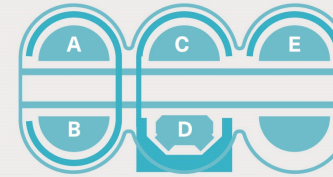
DOMESTIC DESTINATIONS



Every major city in the continental United States can be accessed within

FOUR HOURS

TERMINAL INFRASTRUCTURE



168 GATES

7 TOTAL RUNWAYS



ECONOMIC IMPACT

\$37B

ANNUALLY IN NORTH TEXAS

FULL-TIME JOBS SUPPORTED:

228,000

PAYROLL SUPPORTED:

\$12.5 billion



DFW AIRPORT BOARD EMPLOYEES

ON-AIRPORT EMPLOYEES APPROXIMATELY **2,000**

APPROXIMATELY **60,000**

Updated July 2022



Best Large Airport
in North America for
Customer Satisfaction



First Airport in the World to Earn
GBAC Star Accreditation



airport carbon accredited
TRANSITION

ACA Level 4+
Carbon Neutral Accreditation



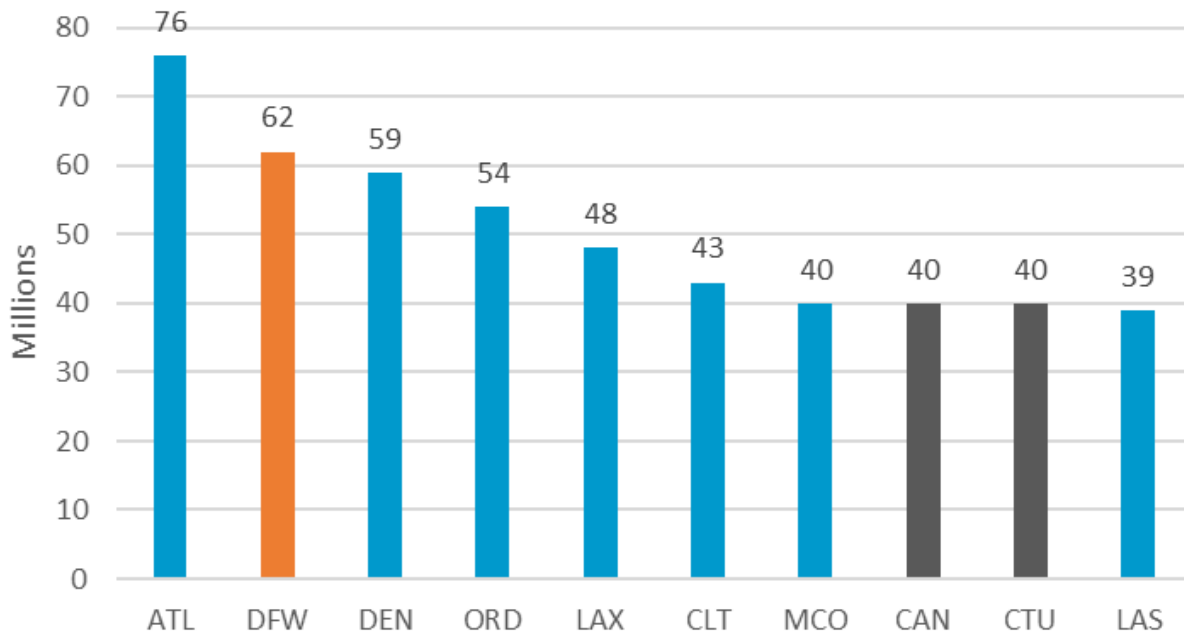
United Nations
Climate Change

Global Climate Action Award

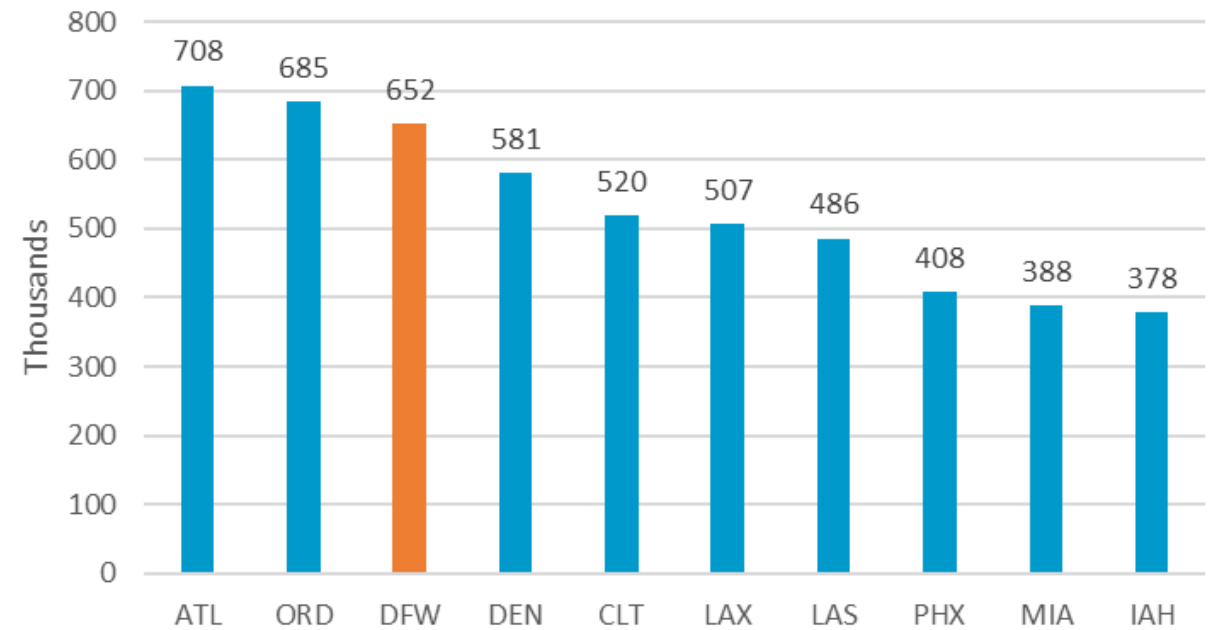
DFW

DFW ranked 2nd globally for passengers and 3rd for operations

2021 Top 10 Airports by Passengers (ACI Report)

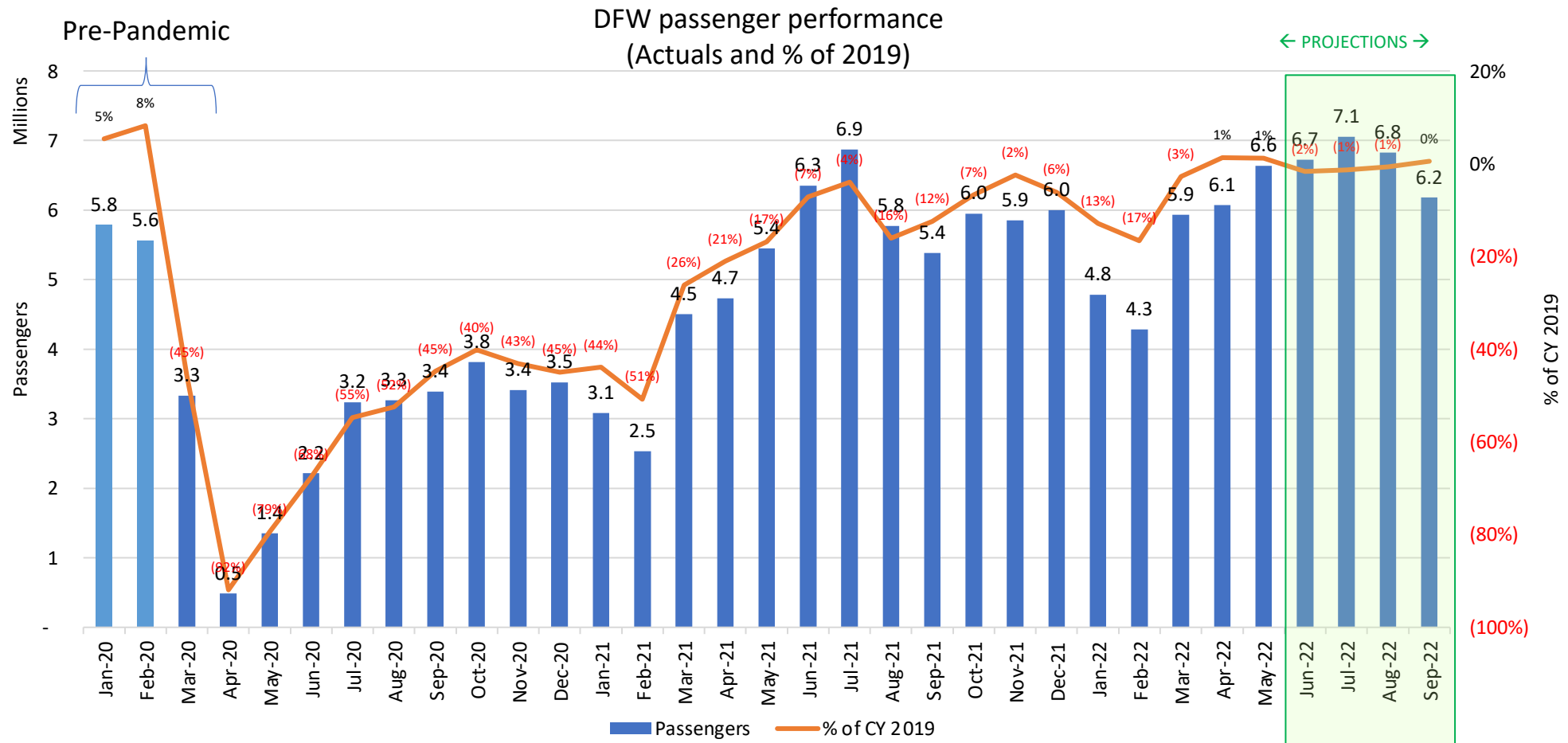


2021 Top 10 Airports by Operations (ACI Report)



■ = DFW ■ = U.S. Airports ■ = Int'l Airports

DFW's passenger traffic has recovered strongly since last spring

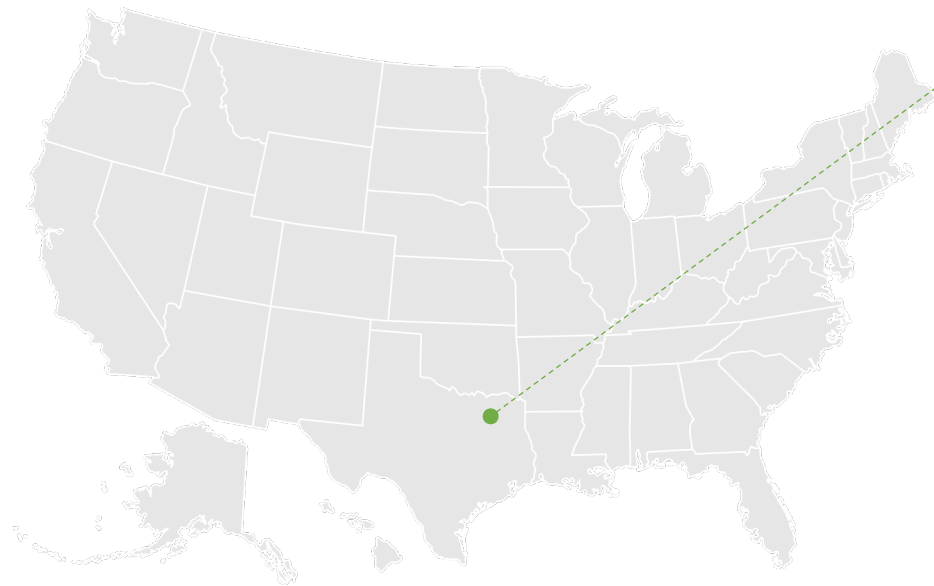


Source: Internal Statistics
 Note: 2019 levels refer to CY 2019



3-Year Job Change in 12 Largest U.S. Metros

DFW exceeds the combined net job gains of the next 4 large U.S. regions that showed job growth over the past 3 years.



METRO AREA	JOB CHANGE
1. DFW	283,800
2. Atlanta	106,800
3. Phoenix	102,200
4. Miami	30,700
5. Houston	26,800
6. Philadelphia	-28,800
7. Boston	-41,200
8. San Francisco	-47,000
9. Washington D.C.	-57,600
10. Chicago	-75,400
11. Los Angeles	-104,500
12. New York	-342,100

Significant Infrastructure to Maintain, Restore & Enhance

WITH OVER 75 M SQ. FT. OF PAVEMENT ON AIRFIELD

133 LANDSIDE BRIDGES

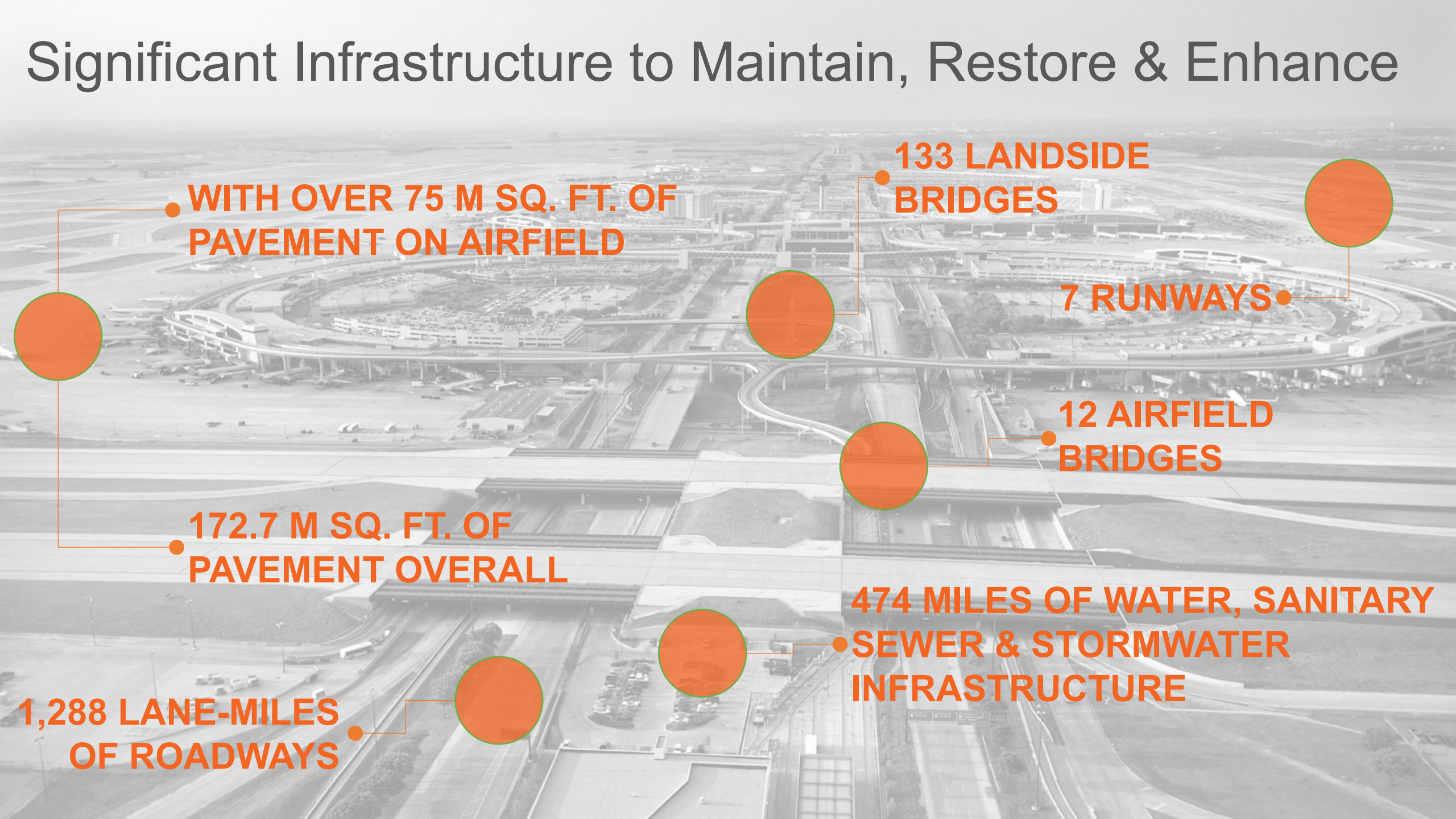
7 RUNWAYS

12 AIRFIELD BRIDGES

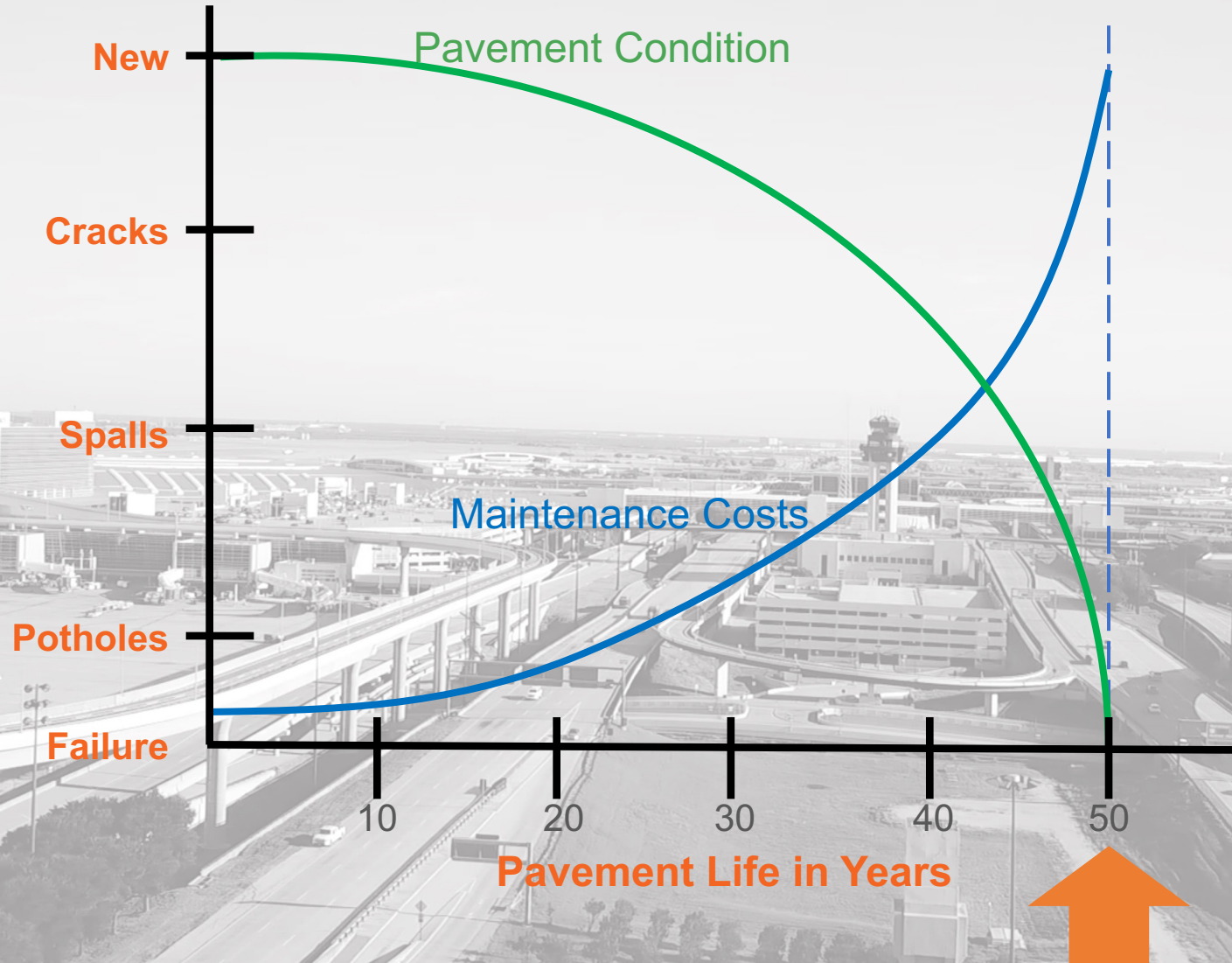
172.7 M SQ. FT. OF PAVEMENT OVERALL

474 MILES OF WATER, SANITARY SEWER & STORMWATER INFRASTRUCTURE

1,288 LANE-MILES OF ROADWAYS

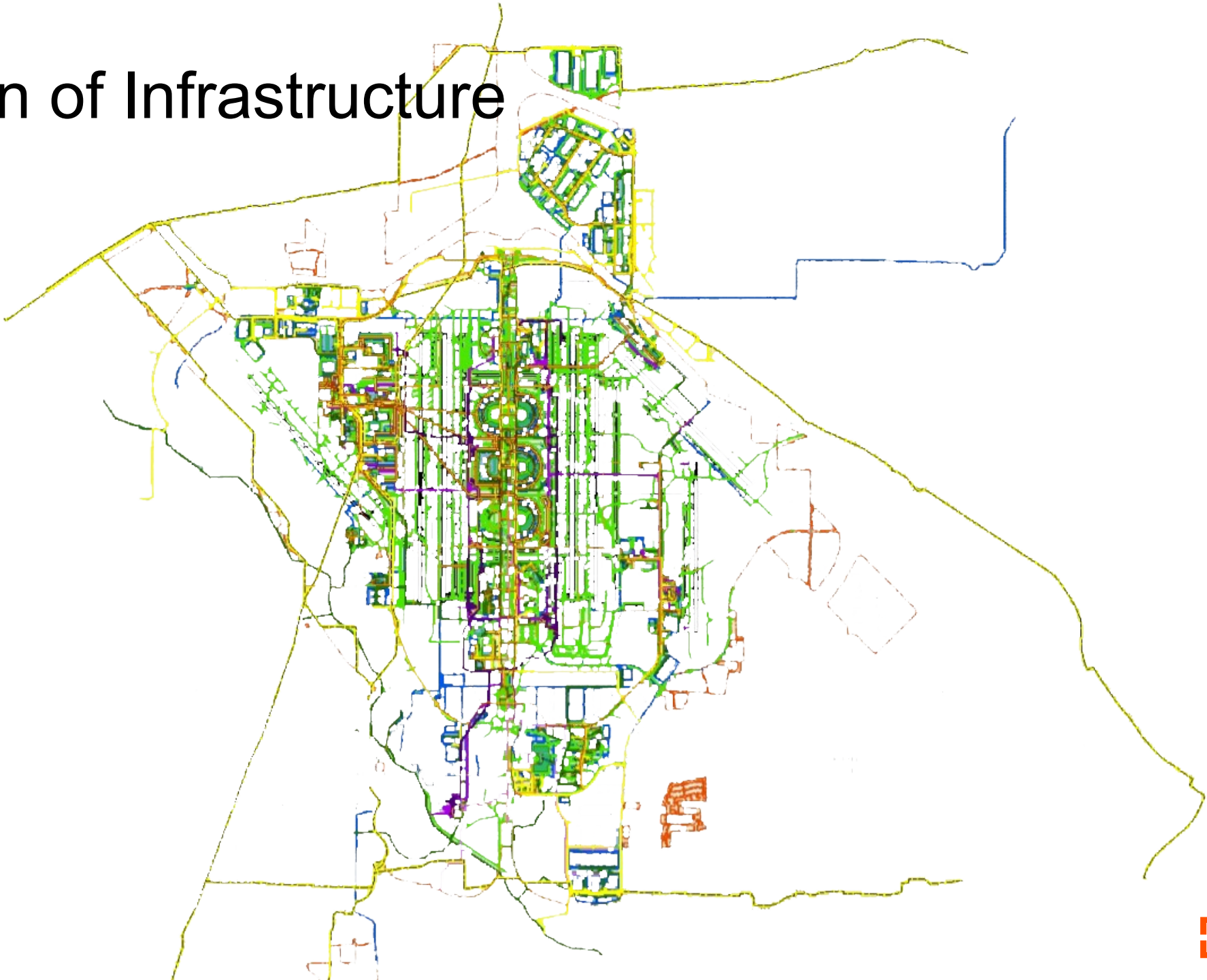


Concrete Pavement Life Cycle



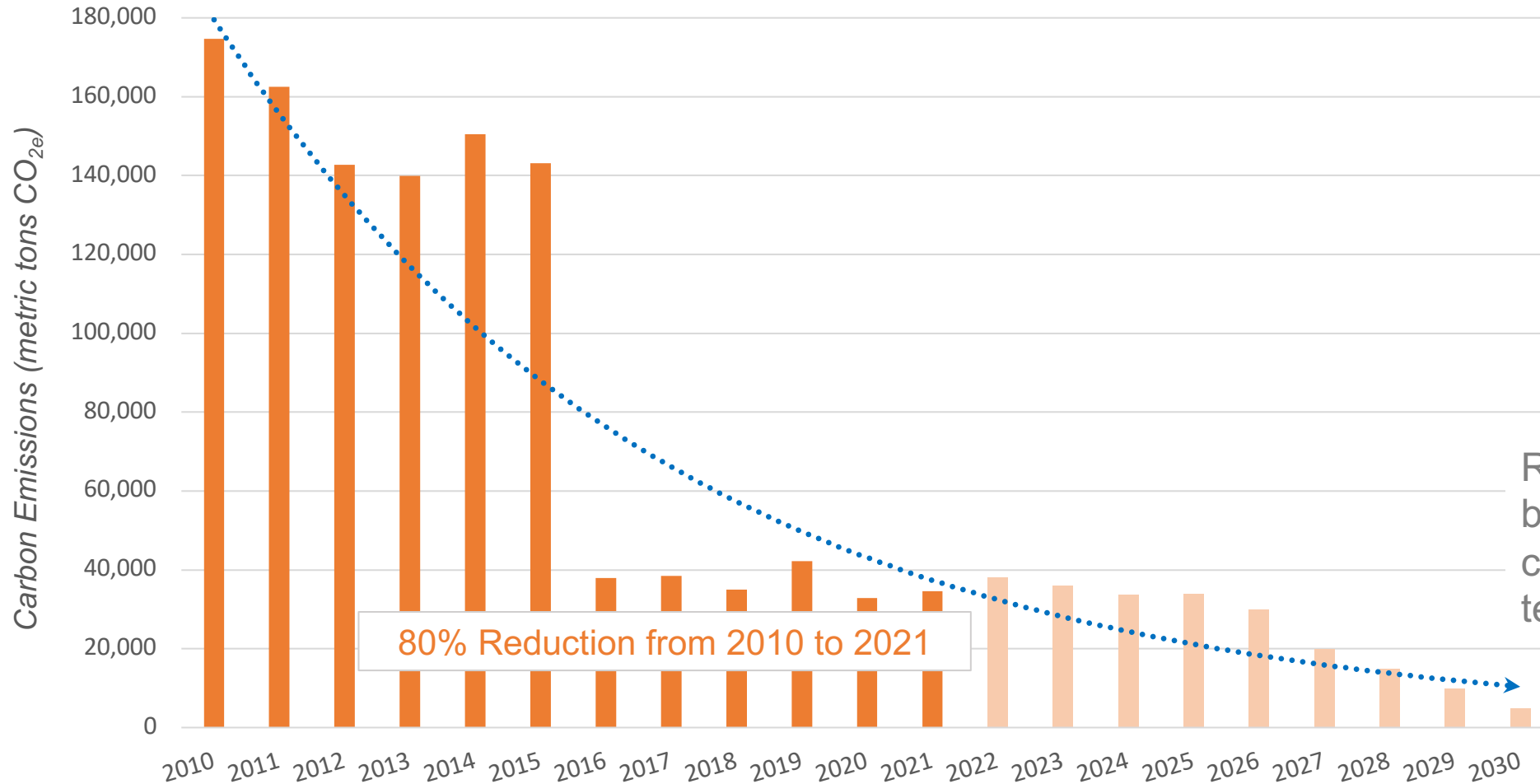
Visualization of Infrastructure

Utilities Network



DFW Net Zero Carbon by 2030

Net Zero Trajectory



Note: FY2010-FY2021 = actuals; FY2022-FY2030 = projection

Strategy to Implement Vision



Transparency of operations
via digital transformation



Decentralization of
infrastructure



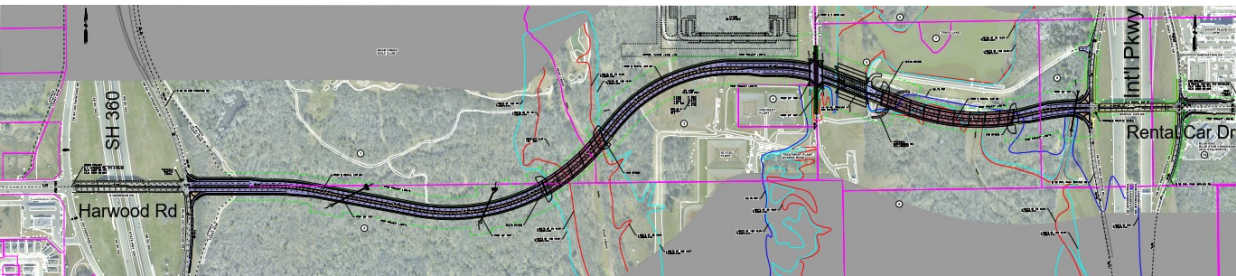
Autonomy of mobility



Modularization of assets

Upcoming Opportunities

Civil Landside



International Parkway Dynamic Messaging - Q3
- \$2.5M

Install 8-inch Sewer Main from North Remote
Parking to North Control Plaza - Q3 - \$3M

Carousel/Secondary Roadway Signage
Program - Q4 - \$4M

West Potable Water Pump Stations - Q4 - \$17M

East West Connector Roadway - Q4 - \$37.2M



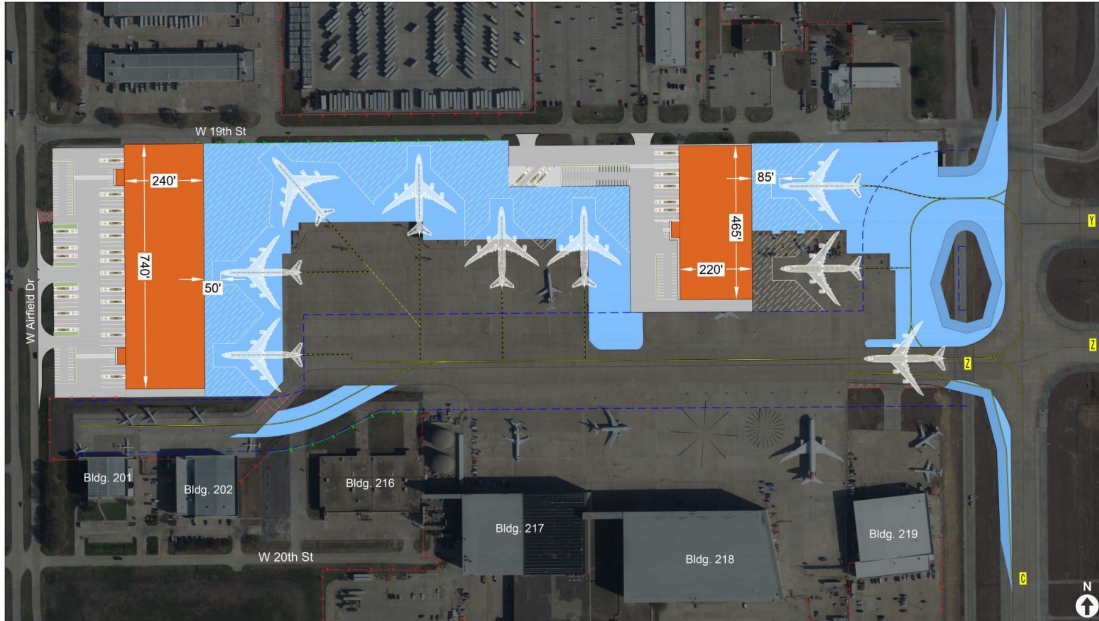
Upcoming Opportunities

Civil Airside

Bird Deterrent Systems Skyline Guideway - Q3 - \$4.2M

Runway 17R/35L Rehabilitation - Q3 - \$215M

FIGURE 5-8 Combined Development Alternative



Source: DFW Airport Layout Plan, June 2020; Landrum & Brown, Inc., Centurion Planning & Design, January 2022

PLANNING DEPARTMENT – PROJECT DEFINITION DOCUMENT
 Project Name & Number: 19th Street Redevelopment – Building 1 and 2 PGD (NCOM-040)
 Date: February 2022

27
 DRAFT


Upcoming Opportunities

Facilities

RCC Garage Dry Sprinkler System - Q3 - \$3.3M

19th Street Cargo Redevelopment - Q3 - \$118M

Terminal D & Garage Dry Sprinkler System - Q4
 - \$8.2



Upcoming Opportunities

Central Terminal Area Expansion Program

Services Delivery System - Q4 - \$70M

Terminal C Garages & Roadways - Q4 - \$166M



Upcoming Opportunities

Energy, Transportation & Asset Management

Street Lighting Maintenance Services - Q3 - \$550K

Land Stormwater Pipe Televising and Cleaning Services - Q3 - \$600K

First Flush System Stormwater Pipe Televising and Cleaning Services - Q3 - \$1.2M

Purchase of Sulfuric Acid - Q4 - \$300K

Transportation and Disposal of Spent Aircraft Deicing Fluid - Q4 - \$500K



Upcoming Opportunities

Energy, Transportation & Asset Management

Materials & Supplies:

Airfield Lighting & Components


Vehicle Graphics

Supply of Natural Gas

Asphalt Crack Sealant Material

Reflective Glass Beads

Runway Deicing Products



Upcoming Opportunities

Commercial Development

Bear Creek Business Park Development - Q4 - TBD

Solicitations



To receive automatic bid notices and to submit bids electronically, please visit dfwairport.bonfirehub.com.

Ensure you select the desired commodity codes under your profile and check the option “Notify me of any opportunities that match my commodity codes.”

Solicitations are posted online at:
dfwairport.com/business/solicitations/





DFW
DFW

Q & A

Build Fort Worth Expo 2022



Please fill out the Evaluation for today's Breakout session. Please scan the QR Code

