



# RHCA

## Partnering Organizations



## Heavy Highway & Transportation Forum

**RHCA . . . the leader in Diversity Inclusion**  
**Networking and building business relationships and opportunities**

November 18, 2022

Join us on Social Media #DFWRHCA @DFWRHCA



**SAFETY FIRST**  
Coronavirus  
**COVID-19**  
Precautions Followed  
RHCA

# Welcome



**Julio Florez**  
RHCA VP of Programs

Join us on Social Media

#DFWRHCA @DFWRHCA



# Welcome



**John H. Martinez**  
RHCA President

Join us on Social Media

#DFWRHCA @DFWRHCA



# Welcome



**Luis Delgado, MBA, CCM, PMP**  
STV Incorporated  
RHCA Board Chair

Join us on Social Media

#DFWRHCA @DFWRHCA



# Thank You Sponsors



## Partnering Organizations



Join us on Social Media

#DFWRHCA

@DFWRHCA





**GEI** Consultants

Formerly Hayden Consultants, Inc.

**Transportation**

**Civil Engineering**

**Water Resources**

**Construction  
Engineering  
& Inspection**

**Environmental  
Engineering**

**Geotechnical  
Engineering**

over

**1000**

staff

**52**

years in  
business

**2000+**

transportation  
projects completed

trusted advisor to  
state DOTs

**40+**


years

**22** years

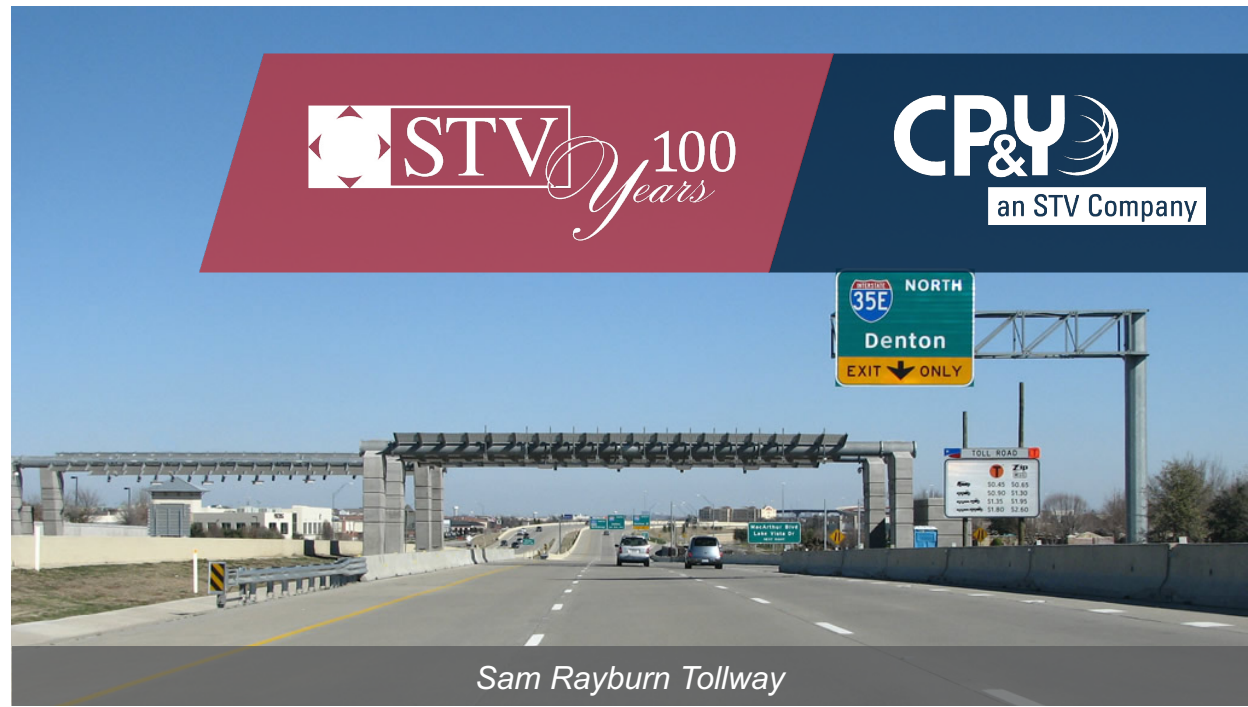
Supporting  
infrastructure  
throughout Texas

**#84**

ENR 2021  
Top 500 Design Firms



Capitol Express South



Sam Rayburn Tollway



LBJ Freeway and Central Expressway Interchange



I-30 Reconstruction at FM 3549

# TxDOT Welcome & Updates



**Brian R. Barth, P.E.**

Deputy Executive Director for Program Delivery  
TxDOT

Join us on Social Media

#DFWRHCA @DFWRHCA







# Dallas District: Introduction

Ceason Clemens, P.E.

District Engineer

November 18, 2022

# HELP #EndTheStreakTX

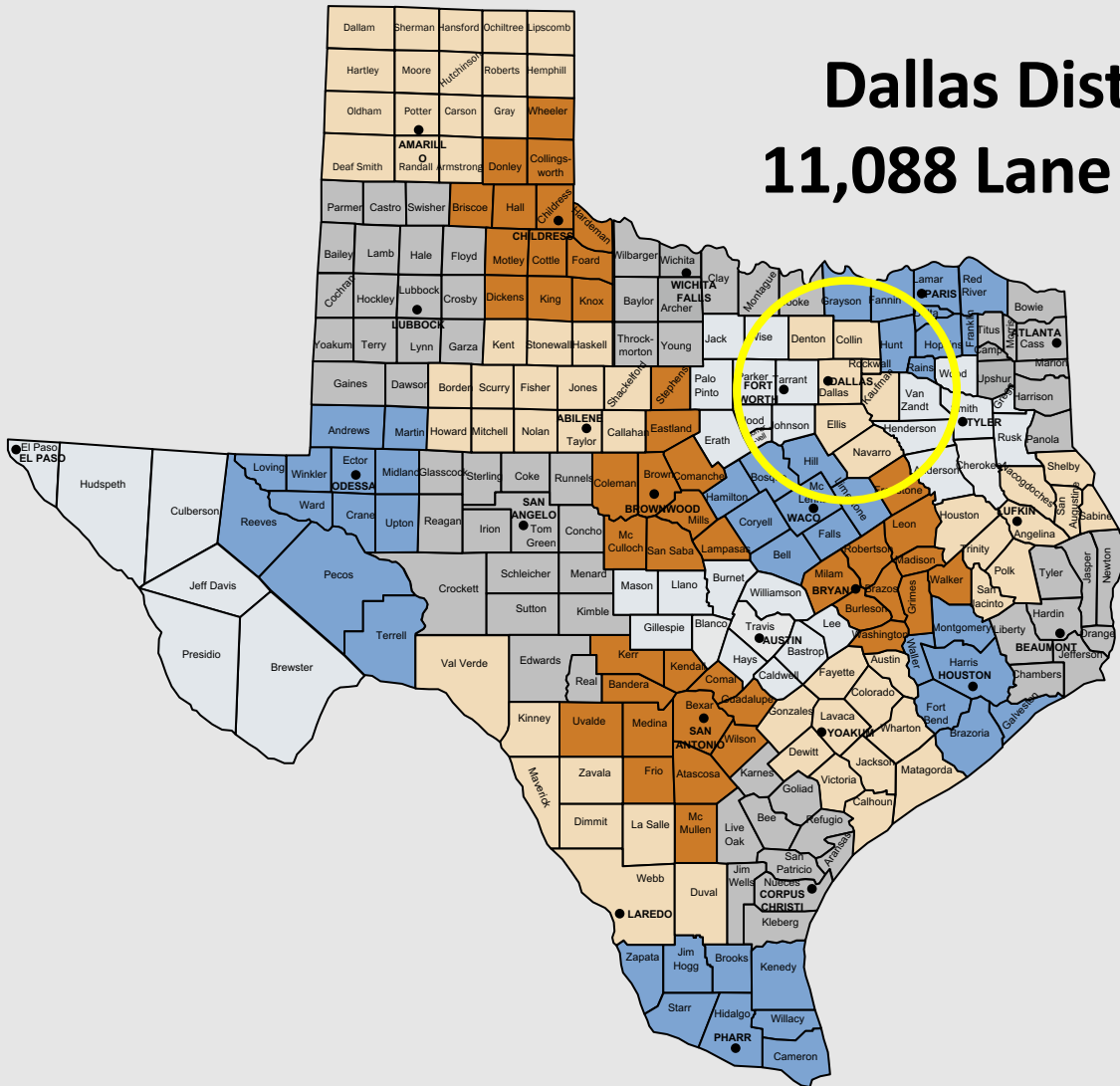
End the streak of daily deaths on Texas roadways.

Calendar Year 2018-2022 Fatal Crash & Fatality Count to Date					
Year	Fatal Crashes		Fatalities		Average Fatalities per Day
	Statewide	Dallas	Statewide	Dallas	Statewide
2022	3,305	396	3,655	437	11.5
2021	4,067	526	4,496	570	12.3
2020	3,544	509	3,897	558	10.6
2019	3,300	407	3,623	443	9.9
2018	3,319	421	3,657	443	10.0

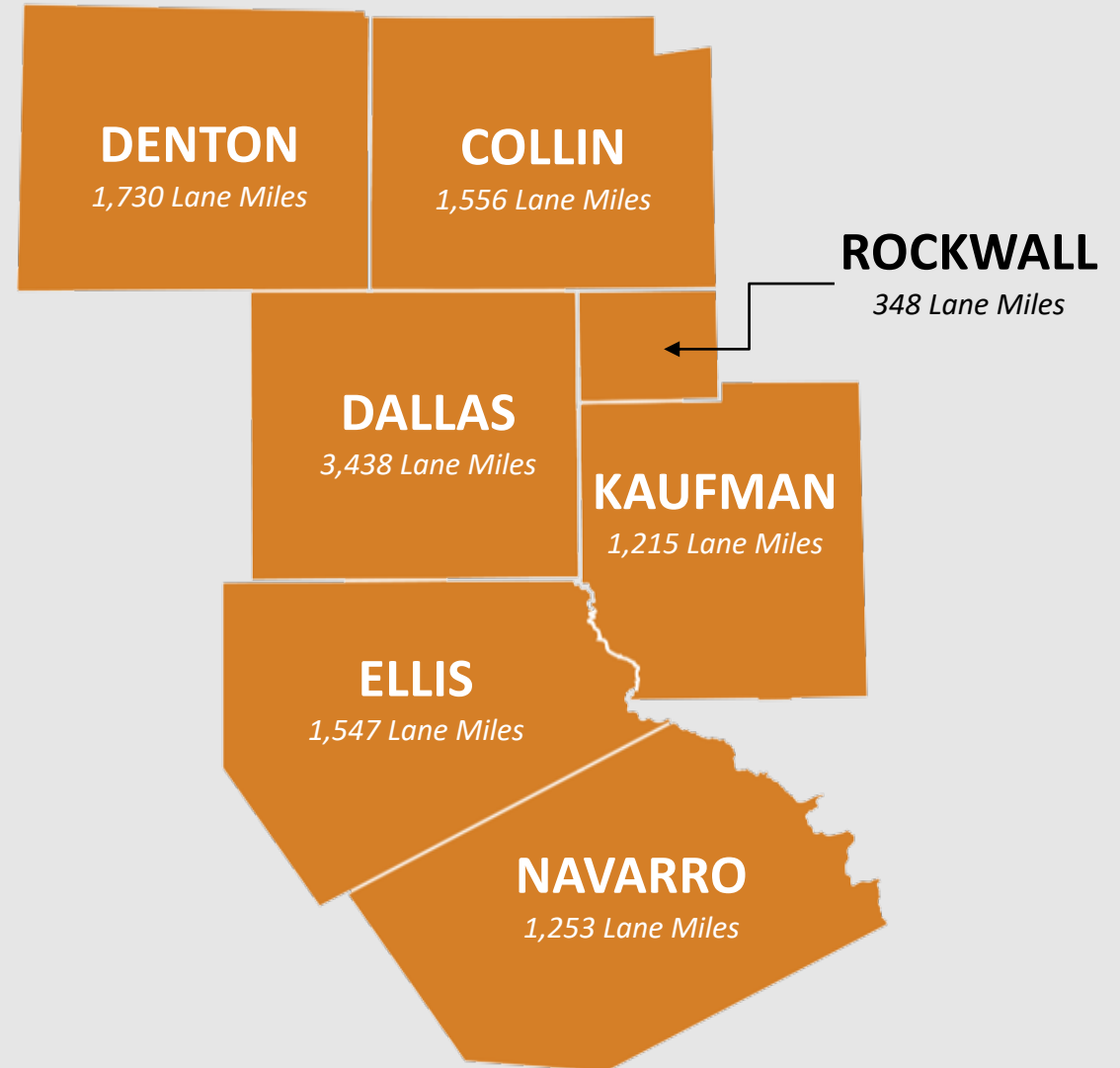


#EndTheStreakTX Toolkit


TxDOT.gov (Keyword: #EndTheStreakTX)



**Dallas District**  
**11,088 Lane Miles**



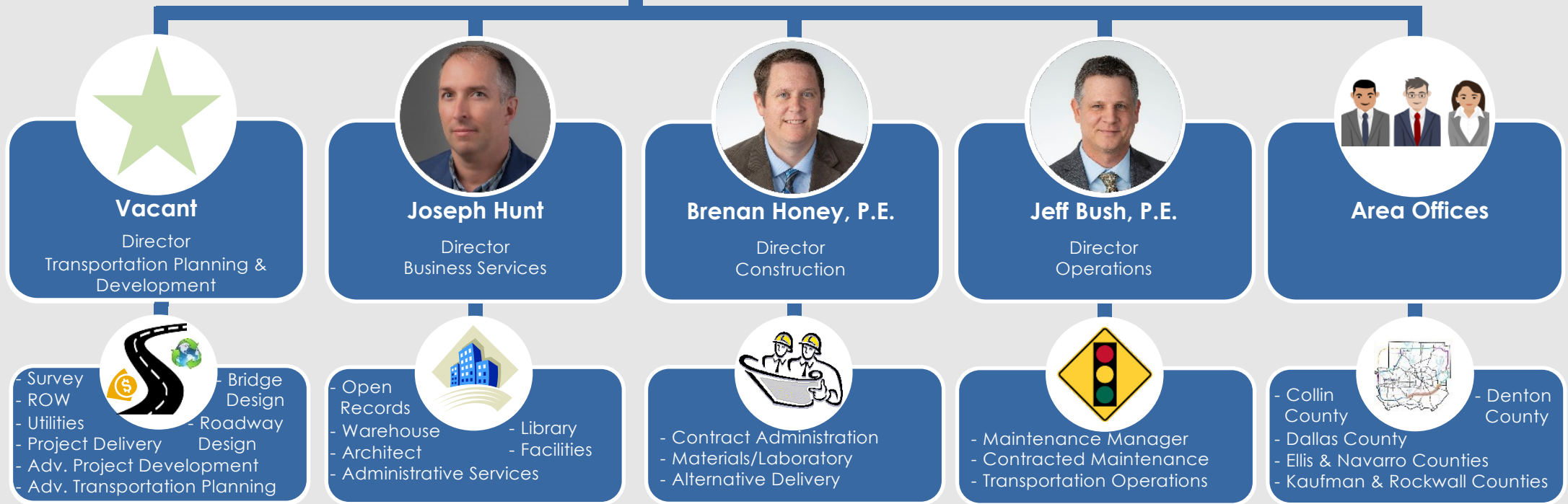
# Dallas District Organizational Structure

**Ceason Clemens, P.E.**  
District Engineer  
Dallas District



**John Hudspeth, P.E.**  
Deputy District Engineer  
Dallas District





**Luis Nieto, P.E.**  
Supervisor  
Roadway Design

## In-House Design

- 4 sections
- Develop PS&E (30%, 60%, 95%, 100%)
- Mobility, CAT 1, Emergency Projects, etc
  - ✓ Recent Examples: LP 9, US 380/IH 35 ramp reversal, IH 45 safety improvement project (RTZ funds)
- Coordinate with ROW team & ENV staff
  - ✓ ED Hearings
- Coordinate with AO & Utility Office
  - ✓ Submit Plans Adequate early enough to start UTIL coordination
  - ✓ SUE plans
- Coordinate with RR Division and District RR coordinator with projects involving RR



## Plan Review Team (PRT)

- Review all in-house and consultant prepared PS&E packages (30/60/95/100)
- Review and ensure that 100% PS&E packages are accurate and complete for ePS&E submittal, including draft/final certifications
- Provide support to in-house and consulting engineers during their plan preparation process



## Survey + Utilities



# Organizational Structure: Project Delivery



**Ashton Strong, P.E.**

Supervisor  
Project Delivery Office



## Schematic Development

- Manage feasibility studies and schematic development of projects
- Coordinate with local officials and public during schematic development
- Coordinate with APD to ensure environmental clearance is obtained for projects



## Consultant Designed PS&E Development

- Responsible for all consultant managed PS&E projects
- Review and manage PS&E plans from schematic to letting
- Coordinate ROW and Utility items with various offices to ensure projects are clear for letting



## Hydraulics & Hydrology

- Manages bridge replacement projects including in-house and consultant managed projects
- Review hydraulic reports and studies for projects
- Assists other offices on hydraulic modeling and analysis



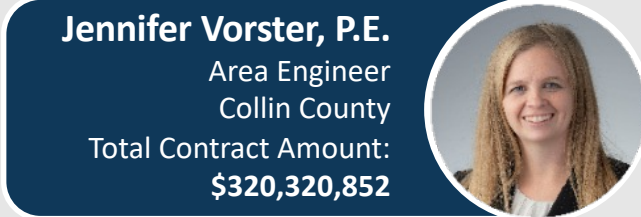
## Local Let PS&E Development

- Manages all local let projects
- Coordinates with various cities and counties on local let projects
- Ensure that AFA's and PS&E are completed for these projects to go to letting

# Dallas District: Area Offices



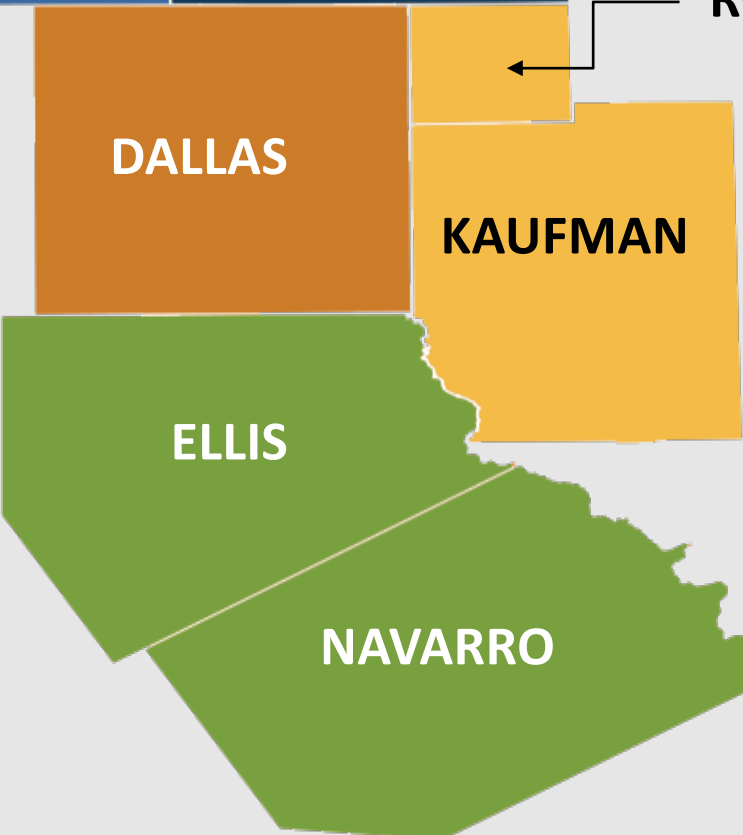
**Travis Campbell, P.E.**  
Area Engineer  
Denton County  
Total Contract Amount:  
**\$278,117,015**



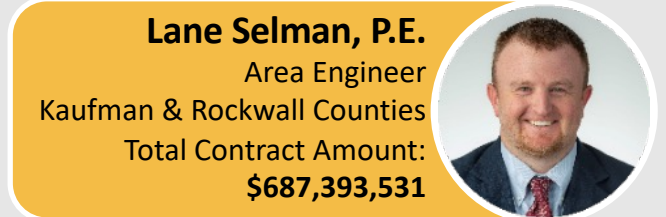
**Jennifer Vorster, P.E.**  
Area Engineer  
Collin County  
Total Contract Amount:  
**\$320,320,852**



**Amanda Miller, P.E.**  
Area Engineer  
Dallas County  
Total Contract Amount:  
**\$244,527,901**



**ROCKWALL**



**Lane Selman, P.E.**  
Area Engineer  
Kaufman & Rockwall Counties  
Total Contract Amount:  
**\$687,393,531**



**Juan Paredes, P.E.**  
Area Engineer  
Ellis & Navarro Counties  
Total Contract Amount:  
**\$347,775,587**

# Design Build Projects: Southern Gateway



## I-35E/US 67

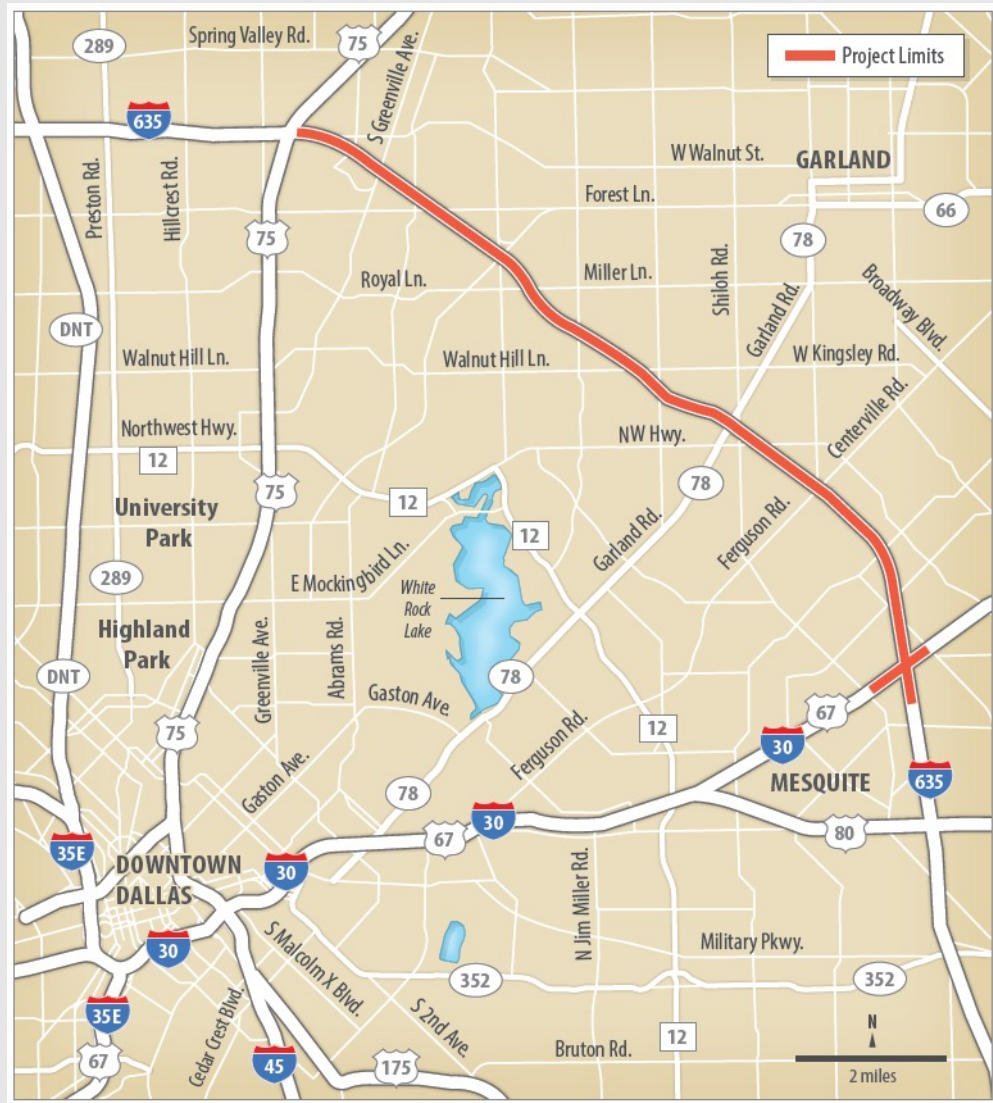
CCSJ 0442-02-088

- Full reconstruction and widening of I-35E to include 5 GP lanes in each direction and 2 reversible non-tolled express lanes from Colorado Blvd to US 67.
- The US 67 scope will save the existing paving and widen to provide a 3<sup>rd</sup> GP lane in each direction from I-35E to I-20.
- \$600.4MM
- 100% complete





# Design Build Projects: LBJ East



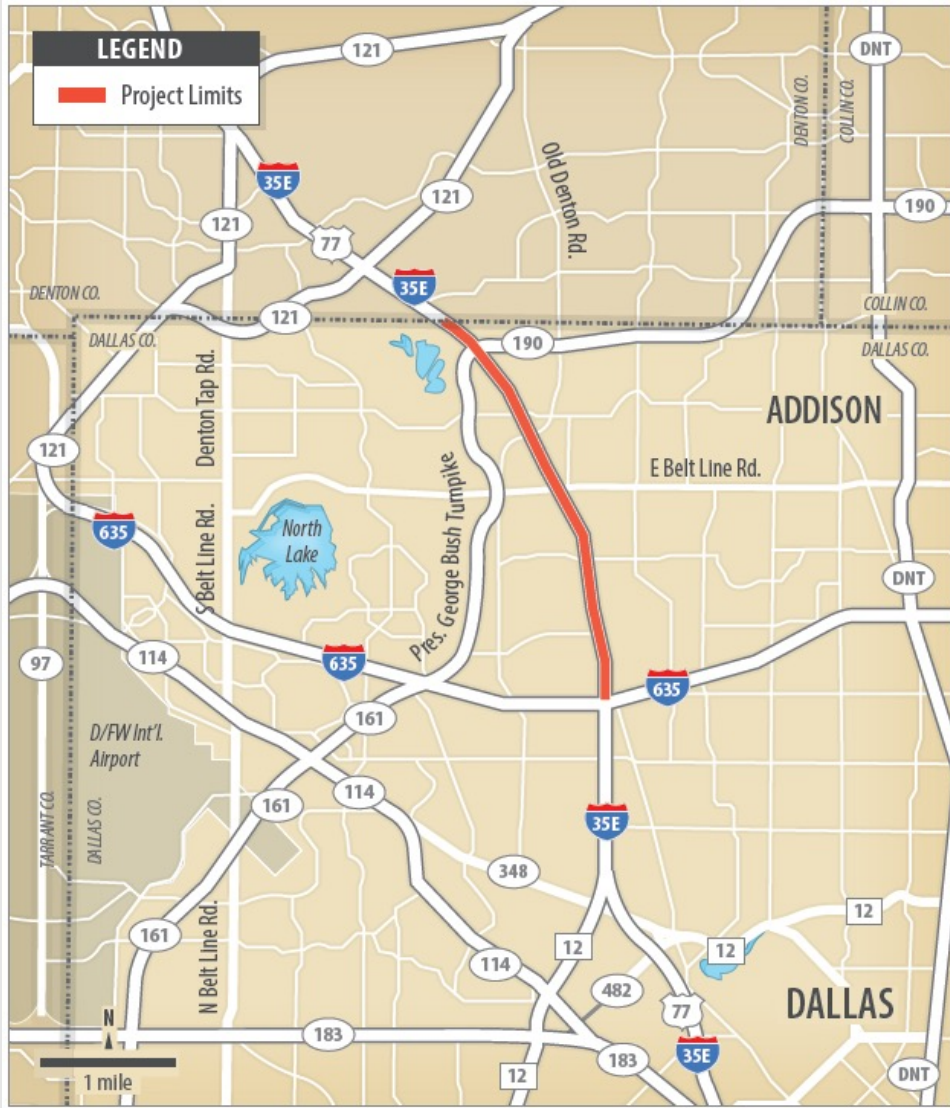
## I-635 East

CCSJ 2374-01-137

- Full reconstruction and widening of I-635 from US 75 to I-30, including the I-30 interchange, approximately 11 miles. The GP lanes will be widened from 8 to 10 lanes and the existing tolled managed lanes will remain as two lanes. The project will also construct continuous frontage roads and numerous intersection improvements.
- \$1.7B
- 40% complete



# Design Build Projects: I-35E Phase 2



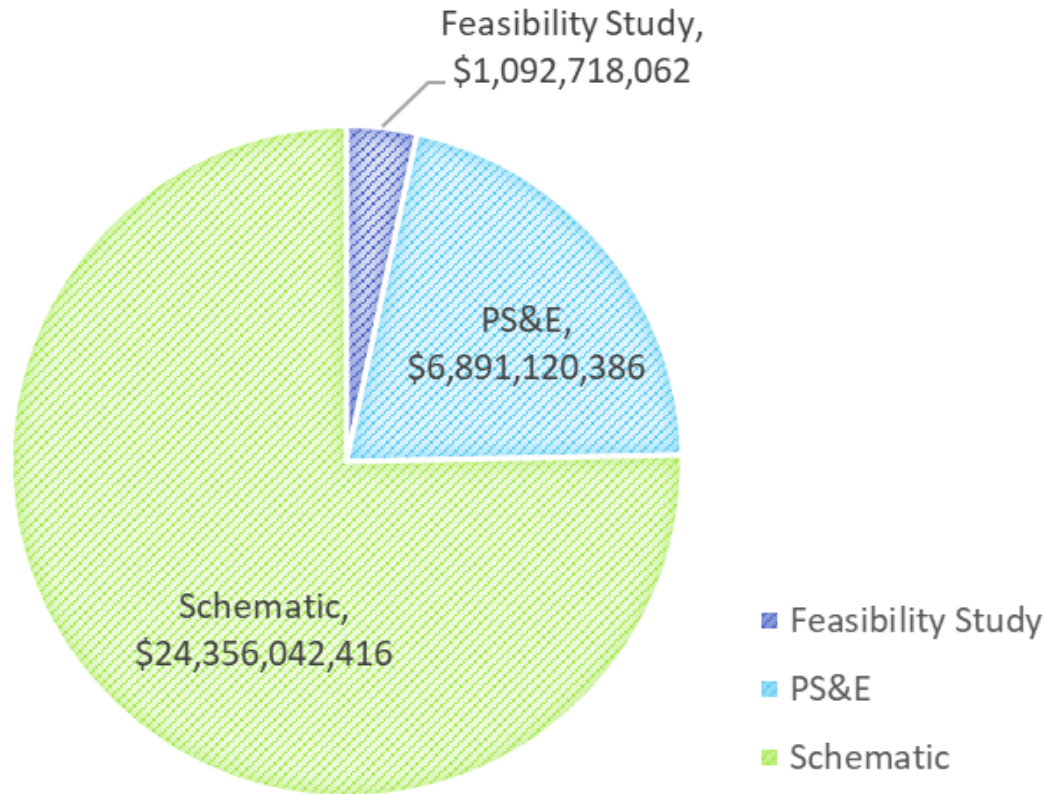
## I-35E CCSJ 0196-03-274

- Reconstruct and widen 6 to 8 GP lanes and reconstruct existing 2/8 discontinuous frontage roads to 2/8 discontinuous frontage roads.
- \$709MM
- Just getting started






## DALLAS DISTRICT PORTFOLIO BY PROJECT STAGE REMAINING FY 2023 THRU FY 2045



## Right of Way Expenditures & Possessions – FY 2022



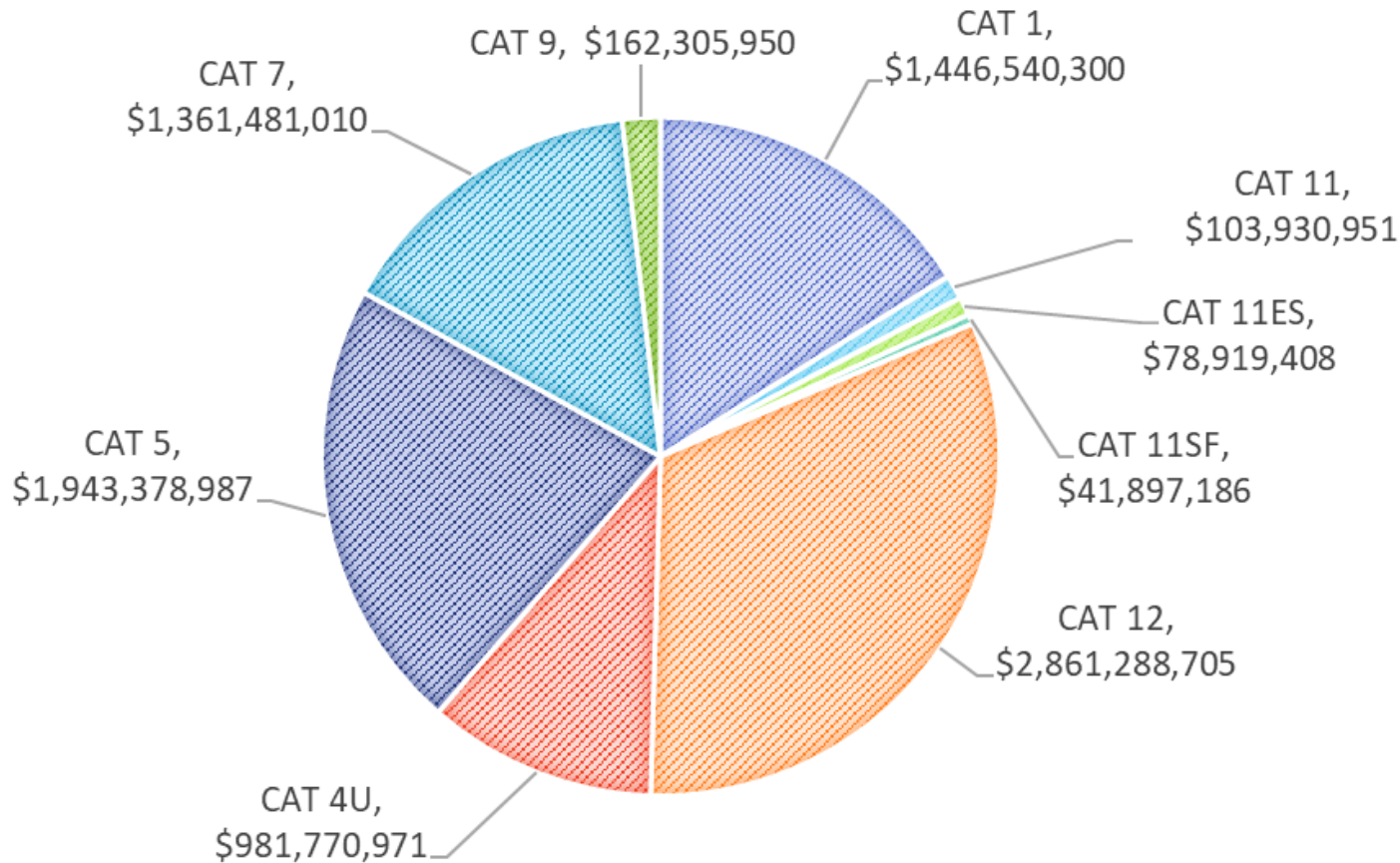
# Dallas's 2023 UTP Allocations



Category	2023	2024	2025	2026	2027	2028	2029	2030	2031	2032	Grand Total
1	\$163,532,031	\$131,528,154	\$134,158,717	\$136,841,891	\$139,578,729	\$142,370,304	\$145,217,710	\$148,122,064	\$151,084,505	\$154,106,195	\$1,446,540,300
2											\$0
4U	\$143,631,015	\$90,664,083	\$103,904,846	\$95,543,909	\$101,958,945	\$94,447,981	\$79,970,986	\$100,876,433	\$92,704,871	\$78,067,902	\$981,770,971
5	\$307,036,402	\$177,008,026	\$202,858,632	\$186,535,155	\$199,059,552	\$184,395,521	\$156,131,358	\$196,946,110	\$180,992,359	\$152,415,872	\$1,943,378,987
7	\$191,483,536	\$129,099,506	\$131,681,664	\$134,315,464	\$129,150,140	\$129,150,140	\$129,150,140	\$129,150,140	\$129,150,140	\$129,150,140	\$1,361,481,010
9	\$30,631,049	\$14,529,232	\$14,819,835	\$15,116,251	\$14,534,931	\$14,534,931	\$14,534,931	\$14,534,931	\$14,534,931	\$14,534,931	\$162,305,950
11	\$20,279,477	\$9,121,436	\$9,446,016	\$9,340,196	\$9,432,092	\$9,309,167	\$9,046,607	\$9,495,157	\$9,361,638	\$9,099,165	\$103,930,951
11ES					\$18,074,384	\$22,421,550	\$14,977,397	\$8,017,663	\$7,864,626	\$7,563,787	\$78,919,408
11SF	\$6,456,006	\$3,837,545	\$4,025,659	\$3,964,330	\$4,017,590	\$3,946,346	\$3,794,177	\$4,054,140	\$3,976,757	\$3,824,637	\$41,897,186
12	\$364,041,158	\$321,347,983	\$708,855,819	\$322,980,000	\$149,960,764	\$541,417,918	\$300,565,063			\$152,120,000	\$2,861,288,705
DA				\$0	\$0	\$0	\$0		\$0	\$0	\$0
	\$1,227,090,673	\$877,135,964	\$1,309,751,189	\$904,637,197	\$765,767,127	\$1,141,993,858	\$853,388,368	\$611,196,638	\$589,669,826	\$700,882,630	\$8,981,513,470



## DALLAS'S 2023 UTP ALLOCATIONS BY CATEGORY



Note: CAT 6 funds are for the Statewide Bridge Program and district do not receive an allocation to program. Instead, projects are selected via a project call.



**NORTH TEXAS**

## America's Sweet Spot | DALLAS-FORT WORTH-ARLINGTON METROPOLITAN STATISTICAL AREA

**4<sup>TH</sup> LARGEST REGION IN THE U.S.**

**NORTH TEXAS GROWS BY**

**1 PERSON EVERY 3.3 MINUTES**

**18 PEOPLE AN HOUR | 429 PEOPLE A DAY | 3,015 A WEEK**

**13 COUNTIES**  
**150+ CITIES**

**9000 SQUARE MILES**  
**7.7 MILLION PEOPLE**

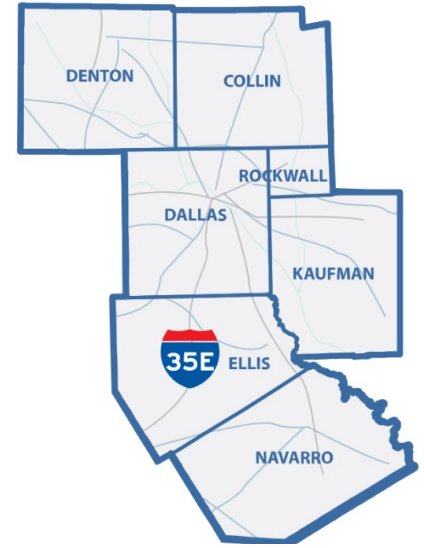
**LARGEST CITIES**

No.	City	Population
1	Dallas	1,304,379
2	Fort Worth	918,915
3	Arlington	394,266
4	Plano	285,494
5	Irving	256,684
6	Garland	246,018
7	Frisco	200,509
8	Grand Prairie	196,100
9	McKinney	195,308
10	Mesquite	150,108
11	Denton	139,869
12	Carrollton	133,434
13	Richardson	119,469
14	Lewisville	111,822
15	Allen	104,627
16	Flower Mound	75,956
17	Mansfield	72,602
18	North Richland Hills	69,917
19	Rowlett	62,535
20	Euless	61,032

Source: 2020 U.S. Census Bureau Estimates

**TxDOT DALLAS DISTRICT**

- Fast Facts**
- 7 out of the 13 North Texas counties
  - 5,444 of the 9,000 square miles
  - 5.0 out of the 7.7 million people
- Roadway Fast Facts**
- 11,087 on-system TxDOT lane miles
  - 74.9 million daily vehicle miles on TxDOT facilities



Credit: ntc-dfw.org



**Season Clemens, P.E.**  
District Engineer  
TxDOT, Dallas District  
[Season.Clemens@txdot.gov](mailto:Season.Clemens@txdot.gov)  
(214) 319-6421

Please feel free to contact me for  
more information.

**Thank You!**



# Fort Worth District Highlights

Michael Gage, P.E.

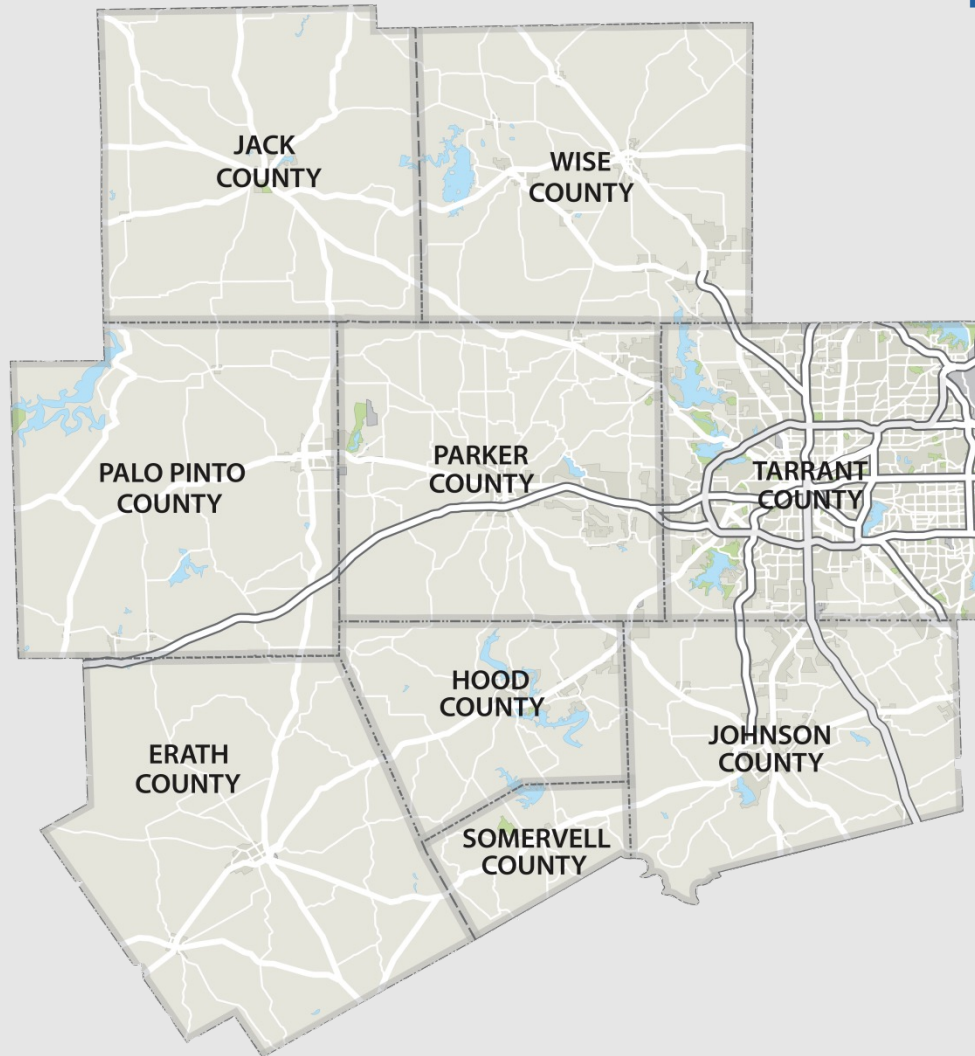
Fort Worth District

Alternative Delivery Supervisor



Since Nov. 7, 2000, Texas has had at least one death on its roadways every single day.

**#EndTheStreakTX**



## ■ Fort Worth District

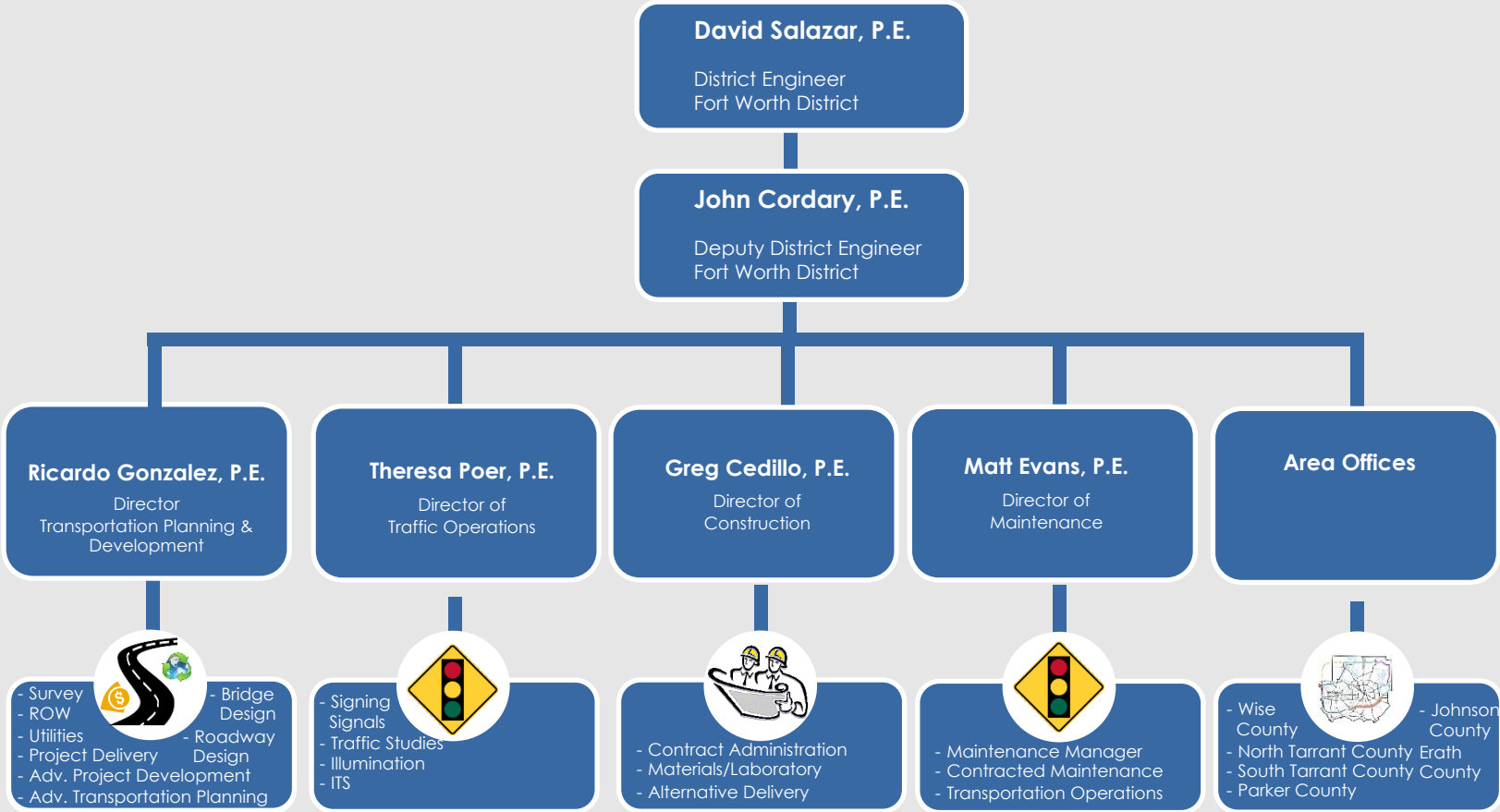
- Plans, designs, builds, operates and maintains the state transportation system in nine counties: Erath, Hood, Jack, Johnson, Palo Pinto, Parker, Somervell, Tarrant and Wise
- Encompasses 6,949 square miles
- Lane miles of state system roadways: 9,058
- Serves approximately 2.6 million people
- Approximately 2.4 million registered vehicles
- Six area offices and ten maintenance offices

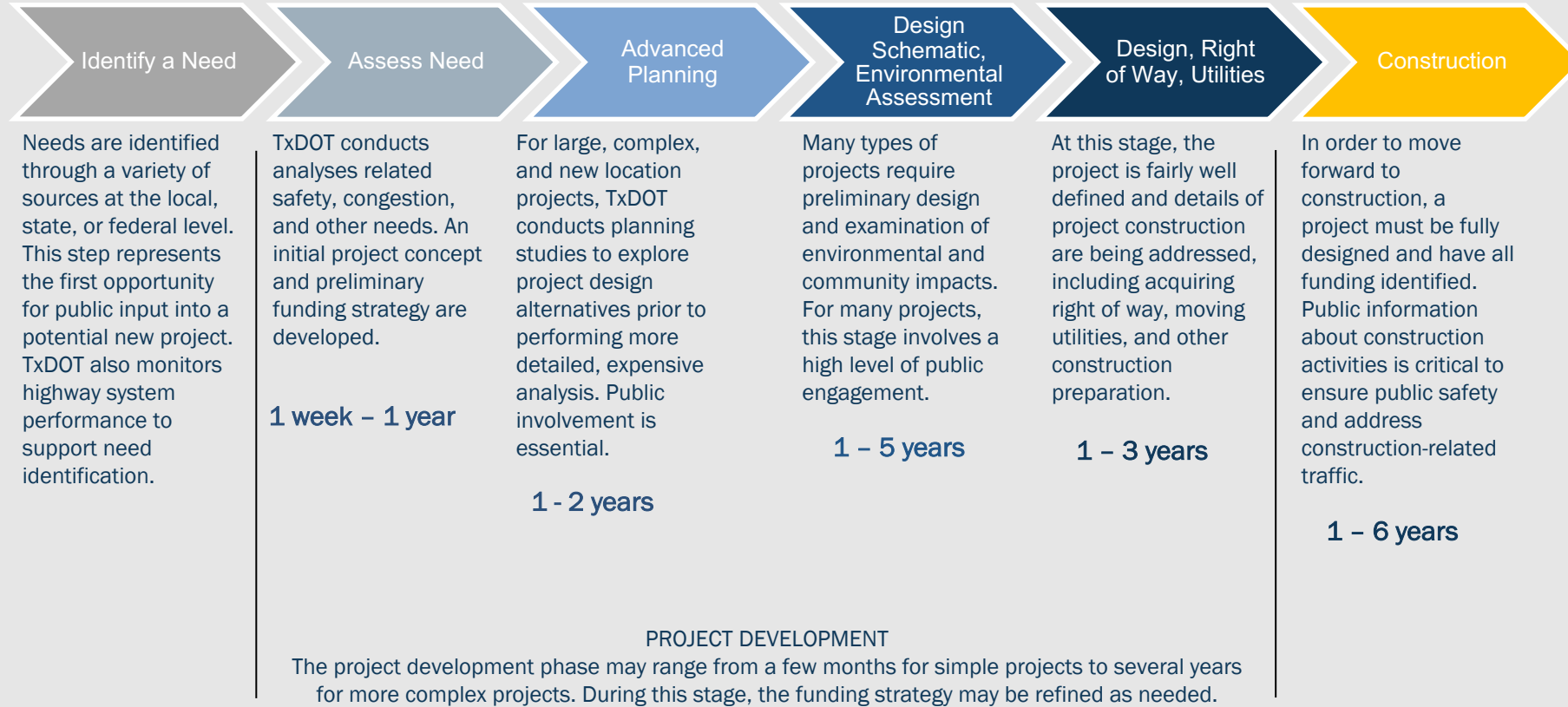


Est. Annual Construction Letting: **\$400 million**

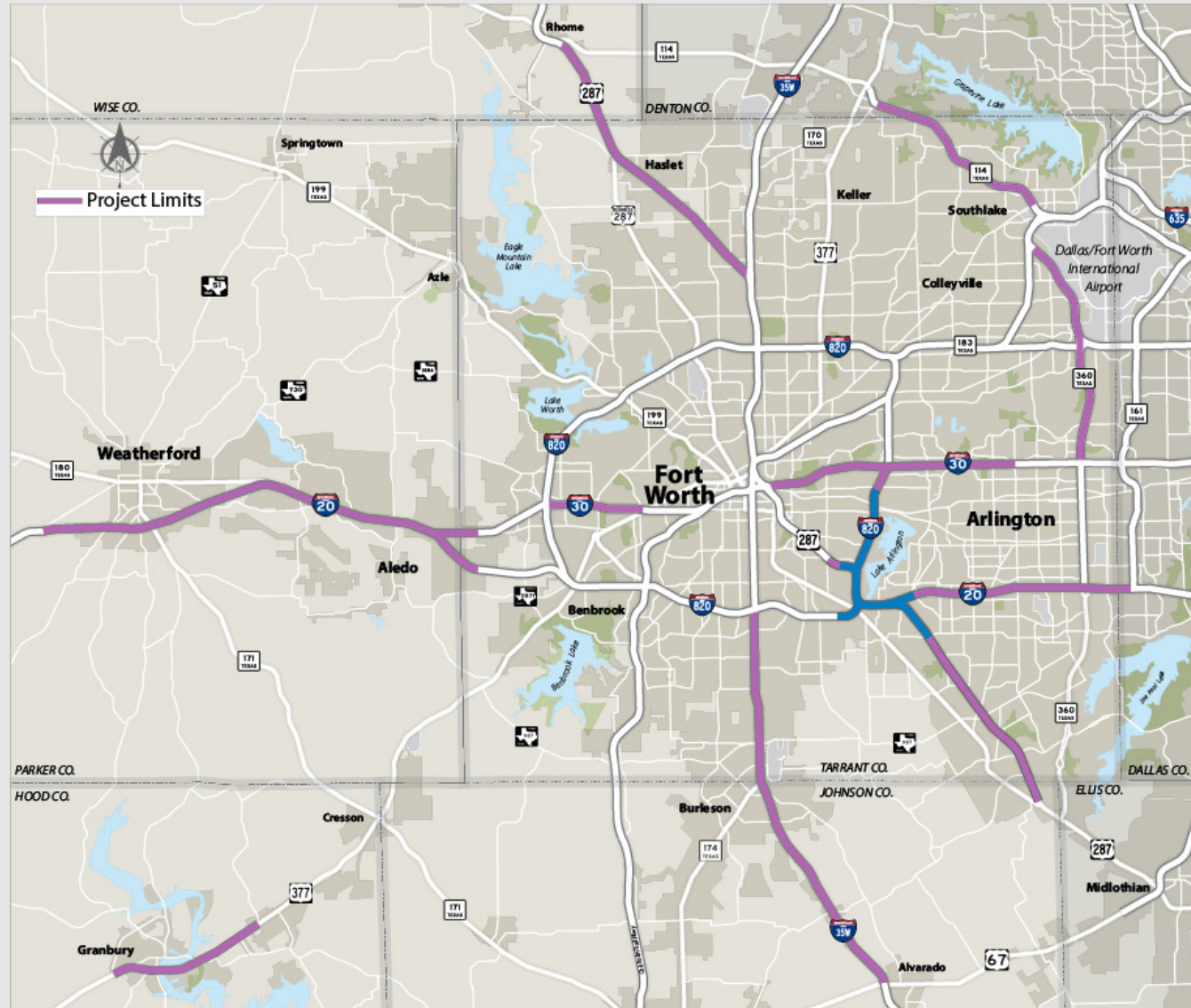
Total Contracts: **\$3.9 billion**

Avg. Annual Maintenance Budget: **\$164 million**





# Congestion Relief Projects – Future



# 10-year Funding Allocation for Planning



Funding Category	10-yr Funding Allocation (2022 UTP)
1 - Preventive Maintenance and Rehabilitation	871
2 - Metropolitan and Urban Area Corridor Projects	938
3 - Non-Traditionally Funded Transportation Projects	10
4 - Statewide Connectivity Corridor Projects (Urban)	432
4 - Statewide Connectivity Corridor Projects (Regional)	--
5 - Congestion Mitigation and Air Quality Improvement	329
6 - Bridge Program	--
7 - Metropolitan Mobility/Rehabilitation	536
8 - Safety	--
9 - Transportation Alternatives (>200K)	32
9 - Transportation Alternatives (< 200K)	--
10 - Congressional Priority	--
10 - Supplemental Transportation Projects	--
11 - District Discretionary and Energy Sector	117
12 - Strategic Priority	--
Total	3,265

Project	Est. Constr. Cost
Southeast Connector	710
I-20, Park Springs to SH 161	570
I-35W, I-20 to SH 174	724
I-20, Parker County	986
I-30, I-820 to Forest Park	1,000
I-30, US 287 to Cooper Street	1,120
SH 114, SH 170 to SH 26	65
SH 360, SH 121 to I-30	360
Total	5,535



**Michael Gage, P.E.**

Alternative Delivery Supervisor

TxDOT, Fort Worth District

[Michael.Gage@txdot.gov](mailto:Michael.Gage@txdot.gov)

(817)-240-1548

Please feel free to contact me for  
more information.

**Thank You!**





# NORTH TEXAS TOLLWAY AUTHORITY

## Regional Hispanic Contractors Association

Elizabeth Mow, P.E.  
Assistant Executive Director of Infrastructure  
November 18, 2022

The image features a close-up of the Texas state flag, showing the blue field with a white star, the white field, and the red stripe. A fountain pen nib is positioned on the red stripe. A white rectangular box is overlaid on the bottom right of the flag, containing text.

NTTA was founded by the  
75<sup>th</sup> Texas Legislature in  
1997

**Chapter 366**  
**Texas Transportation Code**

**Happy 25<sup>th</sup> Birthday NTTA!**



# Where The Toll Dollars Go

25%

Operations &  
Maintenance

56%

Debt Service

19%

Capital Plan



2021





 **ROADSIDE ASSISTANCE**  
**CALL #999**

**Safety**

**Roadside Safety Services**

**Safety Operations Center**



# Maintaining Our Assets



# **FIVE-YEAR** CAPITAL PLAN

**KEY**

- ..... County lines
- Existing
- In Development
- Corridor Study

**DNT Extension**  
over US 380

**DNT Widening**  
SRT to 380

**DNT 4B**  
FM 428 to  
Grayson County

**DNT 4A**  
US 380 to FM 428

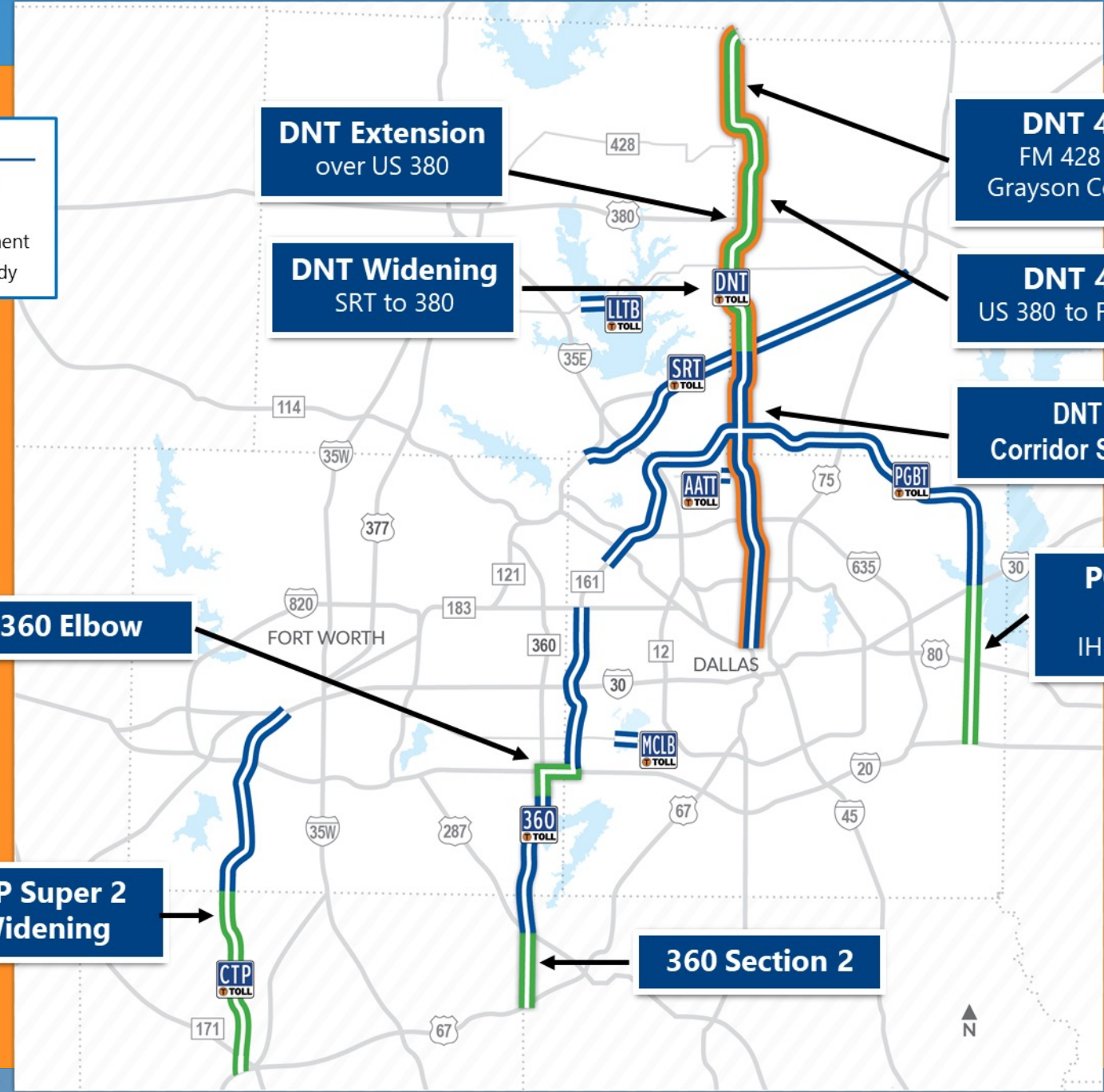
**DNT**  
Corridor Study

**PGBT East  
Branch**  
IH 30 to IH 20

**360 Elbow**

**CTP Super 2  
Widening**

**360 Section 2**







**DNT 4B  
Frontage Road**



**DNT  
OVER US 380**





**DNT  
Widening  
SRT to US 380**

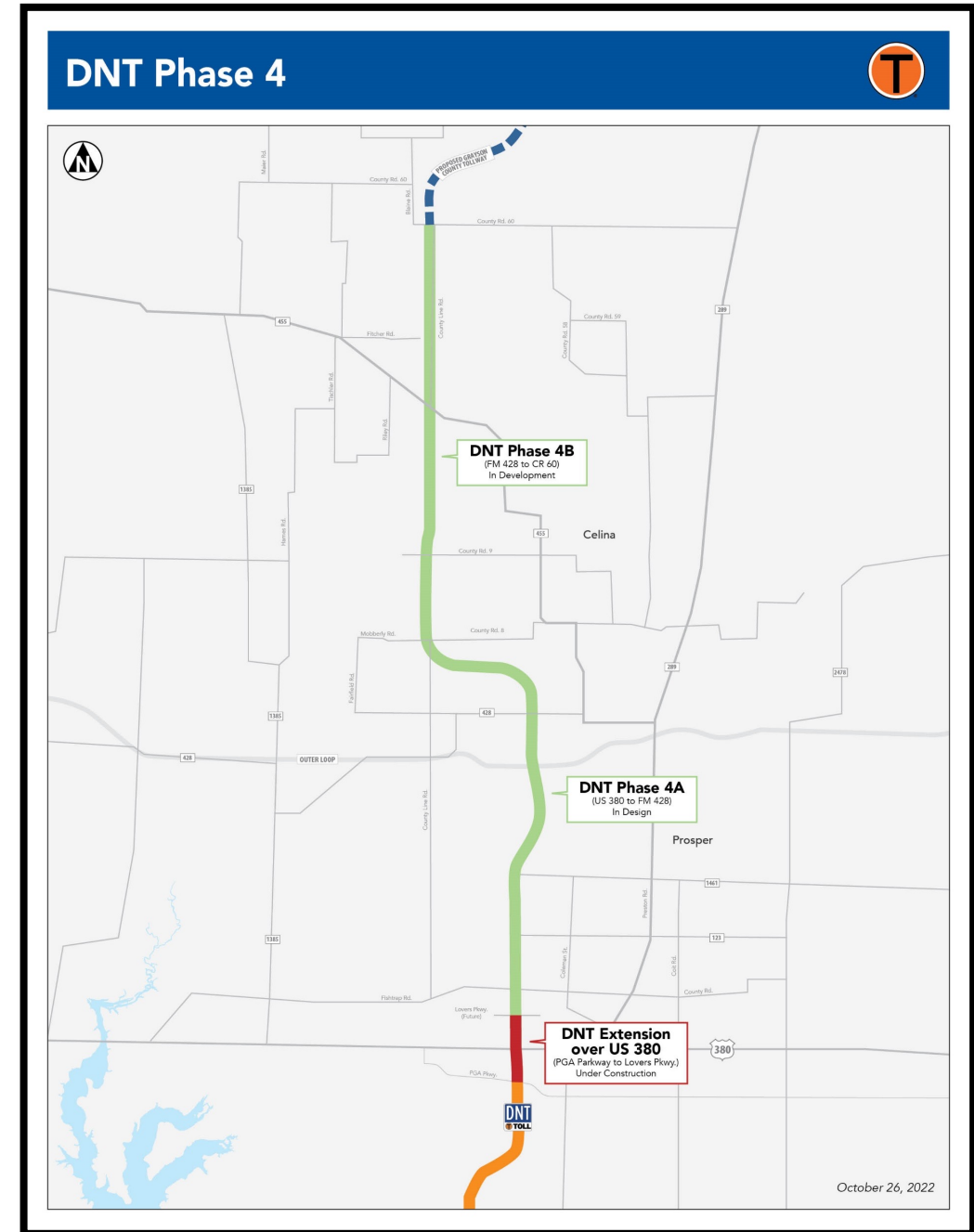


Dallas  
North  
Tollway



# Extension 4A

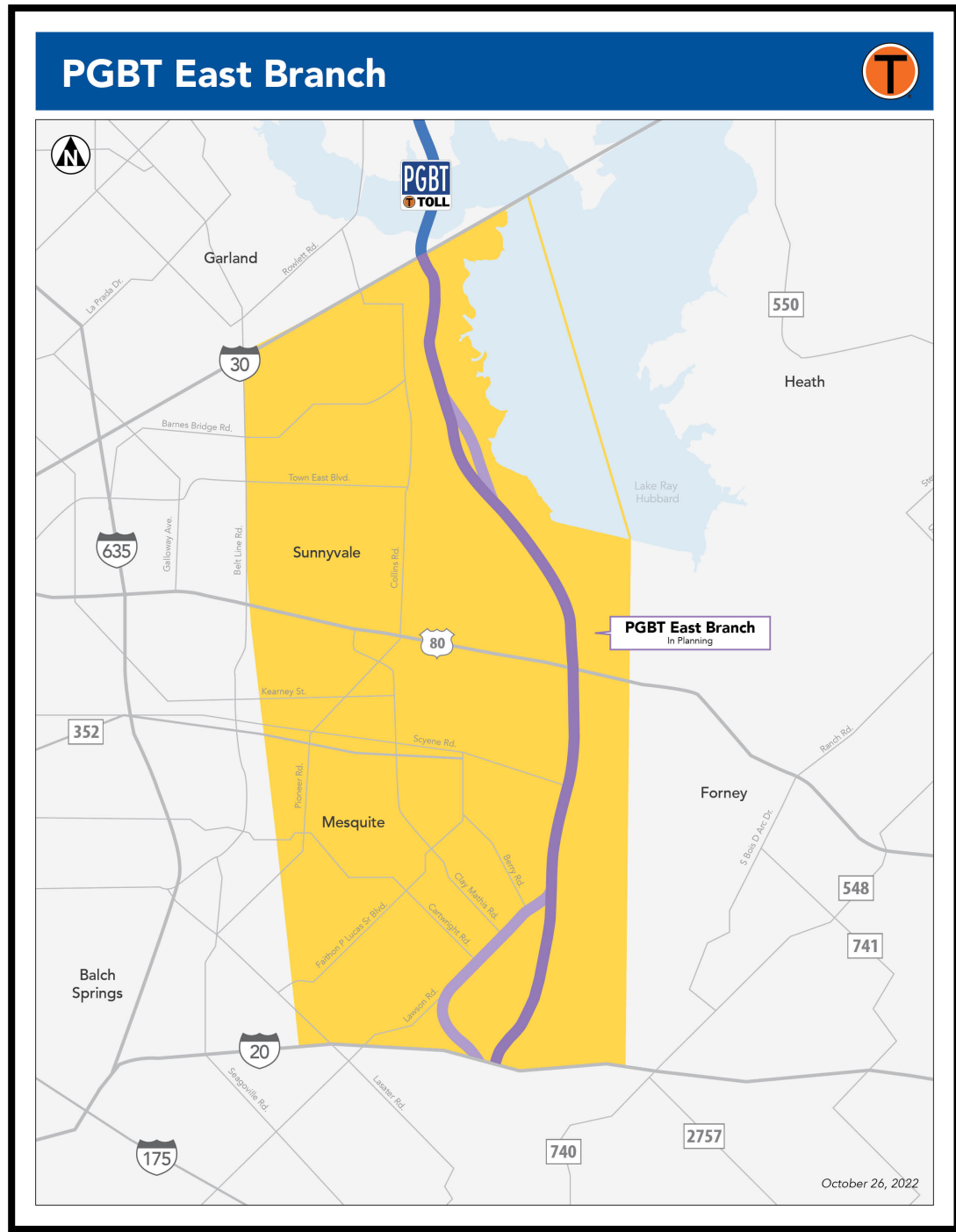
- 6 miles
- US 380 to FM 428, Collin County
- Both frontage roads in place
- Design underway, construction anticipated to start 2024





# PGBT East Branch

- 11.2 miles
- IH 30 to IH 20, Dallas County
- Planning underway, right-of-way and design anticipated to start 2025





# CTP Super 2 Widening

- 13 miles
- Two additional lanes to project
- FM 1187 to US 67, Johnson County
- Planning underway; design anticipated to start 2023





# 360 Elbow

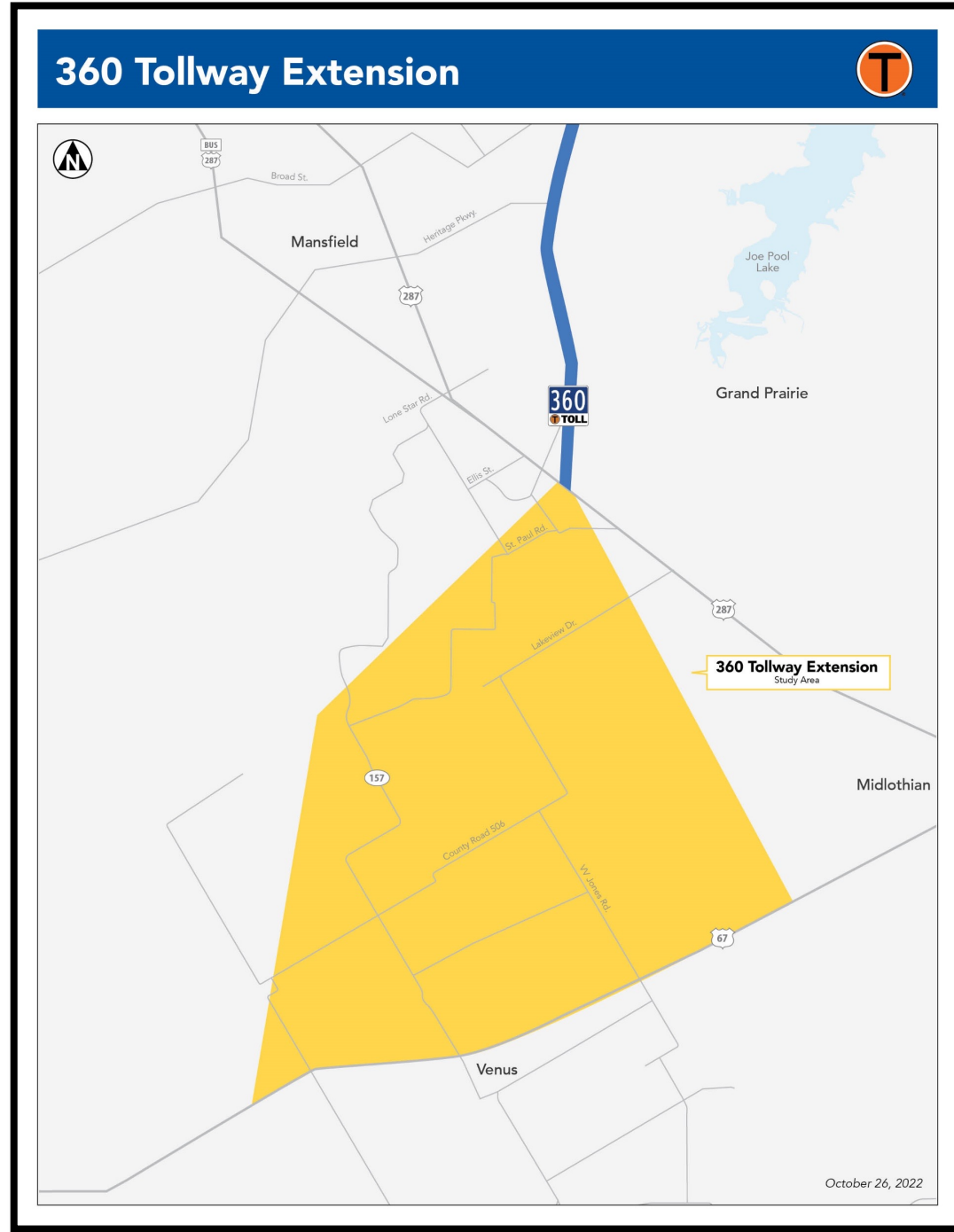
- 4.8 miles
- Connecting PGBT to 360 Tollway, Dallas and Tarrant County
- Planning anticipated start 2023





# 360 Tollway Segment 2

- **Approx. 6-mile corridor**
- **US 287 to US 67 in Johnson & Ellis counties**
- **Planning anticipated to start 2023**





**KEY**

- ..... County lines
- Existing
- In Development
- Corridor Study

**DNT Extension**  
over US 380

**DNT Widening**  
SRT to 380

**DNT 4B**  
FM 428 to  
Grayson County

**DNT 4A**  
US 380 to FM 428

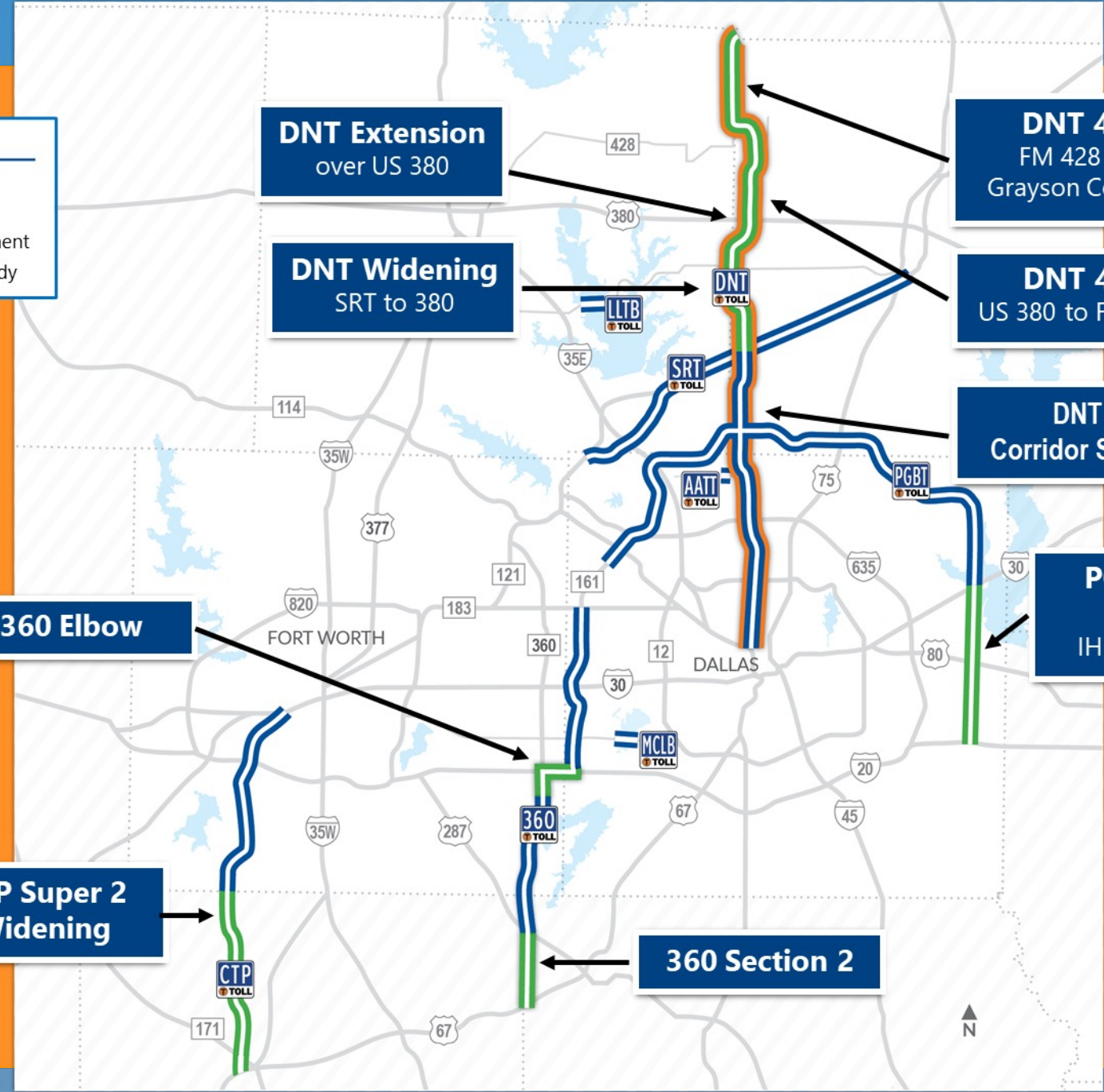
**DNT**  
Corridor Study


**PGBT East  
Branch**  
IH 30 to IH 20

**360 Elbow**

**CTP Super 2  
Widening**

**360 Section 2**





# NTTA Annual Spend: **\$250-\$300M**

## Procurement

- Register on [nttmarketplace.org](http://nttmarketplace.org) (required)
- Review current and future opportunities
- Receive notifications of targeted procurements
- Come talk to us BEFORE procurement starts
- Attend pre-submission conference
- Submit response to solicitations
- Request debriefs

## Connections

- Outreach events
- Capacity-building programs
- Come talk to us BEFORE procurement starts

# How To Do Business With NTTA

# Upcoming NTTA Opportunities

**CTP Mainlane Widening Design** (November 2022)

**Roof Replacement Projects (2)** (December 2022)

**HQ Parking Lot Repairs** (December 2022)

**PGBT Total Routine Maintenance** (December 2022)

**Systemwide Pavement Markings** (December 2022 and Q1 2023)

**Raised Pavement Marker Replacement** (December 2022)

**Systemwide Joint and Crack Seal** (December 2022)

**360 Extension Sect. 2 Environmental and Schematic** (Feb 2023)

**DNT Wall Rehabilitation CM & Material Testing Services** (Feb 2023)

**Erosion Mitigation Projects (2)** (March 2023)

**PGBT/ 360 Elbow Environmental and Schematic** (Q2 2023)

**Construction Engineering Consultant (CEC)** (Q2 2023)

THANK YOU

**NTTA**



# **RHCA Heavy Highway and Transportation Forum**

---

**Evelio Hernandez, P.E.**

Assistant Vice President

Streetcar-Systems Engineering

November 18, 2022



# DART Design and Construction

- New Light Rail Vehicle Procurement – Professional Services
- Red and Blue Lines Platform Full Raises – Design and Construction
- CROF and NWROF Facility Upgrades – Design and Construction

# DART Design and Construction

- LRT Unified Signal System –  
Construction
- Silver Line Shiloh Road Layover Facility –  
Design and Construction
- Walnut Hill/Denton Facility –  
Construction

# DART Design and Construction

- Safety and Security Improvements @ Downtown/Outlying Stations –  
Construction
- LRT Winterization-  
Design, Construction
- TRE Double Tracking and Bridge replacement  
Design, Construction



# Thank You

Learn more at [www.DART.org](http://www.DART.org)



*let's go.*





# RHCA

## Heavy Highway & Transportation Forum

Breakout Sessions

**PEPS – 7<sup>th</sup> Floor**

**Construction – 1<sup>st</sup> Floor**

Join us on Social Media

#DFWRHCA @DFWRHCA



**SAFETY FIRST**  
Coronavirus  
**COVID-19**  
Precautions Followed  
RHCA



# PEPS Division

## Doing Business with TxDOT

Annual procurement budget, annual expenditures,  
TxDOT/ACEC joint efforts and other important  
stuff you need to know

November 18, 2022



**PEPS Division Director**  
Martin L. Rodin, P.E.  
512.413.4310  
Martin.Rodin@txdot.gov

**Deputy Division Director**  
Lucio Vasquez, P.E.  
512.925.9578  
Lucio.Vasquez@txdot.gov

## PEPS Support Services

**Business Operations Center**  
Roy Gonzales  
512.781.8212  
Roy.Gonzales@txdot.gov

**DRIVE Program**  
Caleb Bryant, P.E., PMP  
281.224.8484  
Caleb.Bryant@txdot.gov

**Center of Excellence**  
Dan Neal, P.E.  
512.416.2667  
Dan.Neal@txdot.gov

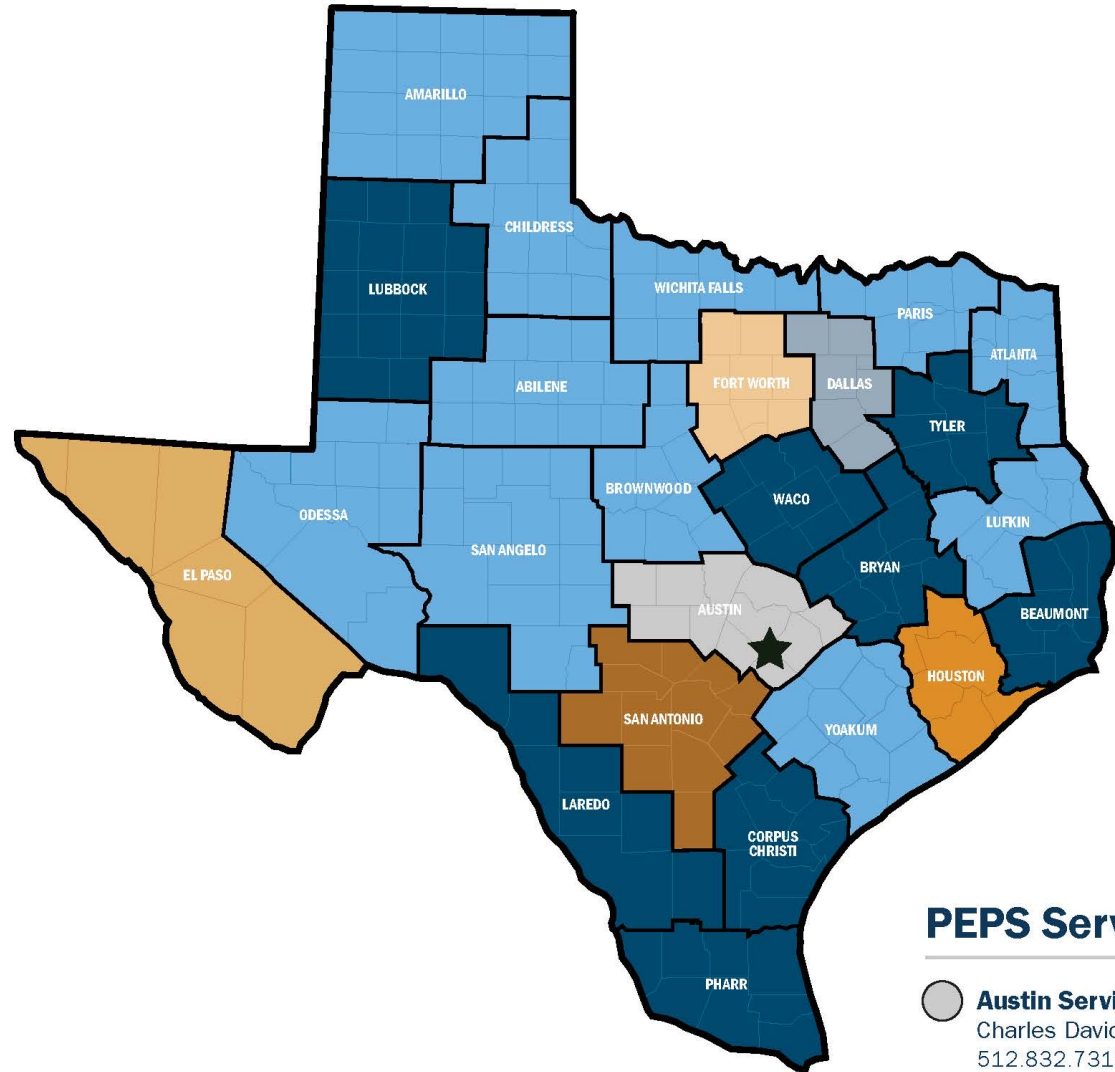
**Invoice Center**  
Tira Dobrozensky, CTCM  
512.317.8511  
Tira.Dobrozensky@txdot.gov

**Center of Contract Utilization**  
Gail Morea, P.E.  
713.876.1258  
Gail.Morea@txdot.gov

**Negotiations Center**  
Rebecca Pinto, P.E.  
915.300.5705  
rebecca.pinto@txdot.gov

**Controls Center**  
Dione Albert  
512.284.2093  
Dione.Albert@txdot.gov

**Support Services Center**  
Kathy De Luna, CTCM, CTCD  
210.615.5901  
Kathy.DeLuna@txdot.gov



## PEPS Service Centers

**Austin Service Center**  
Charles Davidson, P.E., CTCM  
512.832.7315  
Charles.Davidson@txdot.gov

**Dallas Service Center**  
Joseph Jancuska, P.E.  
214.320.6187  
Joseph.Jancuska@txdot.gov

**El Paso Service Center**  
Jaime Perales, P.E., CFM  
915.790.4231  
Jaime.Perales@txdot.gov

**Fort Worth Service Center**  
Jessica Andrews, P.E.  
817.233.7455  
Jessica.Andrews@txdot.gov

**Houston Service Center**  
Kimlinh Nguyen, P.E.  
713.802.5799  
Kimlinh.Nguyen@txdot.gov

**San Antonio Service Center**  
Clara Carbajal-Sanchez, P.E.  
210.615.5887  
Clara.CarbajalSanchez@txdot.gov

**Service Center for Divisions**  
Kori Rodriguez, P.E.  
210.284.5048  
Kori.Rodriguez@txdot.gov

**Urban Districts Service Center**  
Jaime A. Vela, P.E.  
512.416.2007 or 956.712.7730  
Jaime.A.Vela@txdot.gov

**Rural Districts Service Center**  
Lynn Daniel, P.E.  
806.402.5121  
Lynn.Daniel@txdot.gov

# FY 2023 – Annual Procurement Plan



Discipline of Work	Total Procurement Amount
Architecture	\$43,000,000
Bridge Inspection	\$6,000,000
Bridge On/Off Replacement	\$50,000,000
Comprehensive Engineering Consultant (CEC)	\$20,000,000
Construction, Engineering, Inspection (CEI)	\$393,200,000
CPM Scheduling Support	\$15,000,000
Engineering - Other	\$35,500,000
Engineering Facilities	\$8,000,000
Ferryboat Design	\$5,000,000
General Engineering Consultant (GEC)	\$200,000,000
Hydraulics & Hydrology	\$30,000,000
Owner Verification, Testing, and Inspection (OVTI)	\$8,000,000
Pavement Design	\$2,000,000
Planning	\$23,000,000
Plans, Specifications and Estimates (PS&E)	\$252,000,000
Program Management Consultant (PMC)	\$20,000,000
Schematic / Environmental	\$41,000,000
Schematic / Environmental / PS&E	\$65,500,000
Surveying	\$85,000,000
Traffic Engineering	\$40,000,000
Utility Engineering	\$45,000,000
Value Engineering	\$12,000,000
<b>Grand Total</b>	<b>\$1,399,200,000</b>



# FY 2024 – Annual Procurement Plan



Discipline of Work	Total Procurement Amount
Bridge Inspection	\$48,000,000
Bridge On/Off Replacement	\$15,000,000
Comprehensive Engineering Consultant (CEC)	\$12,000,000
Construction, Engineering, Inspection (CEI)	\$218,000,000
CPM Scheduling Support	\$6,000,000
Engineering	\$1,250,000
Engineering - Other	\$16,500,000
Engineering Facilities	\$40,000,000
General Engineering Consultant (GEC)	\$9,000,000
Geotechnical	\$29,000,000
Hydraulics & Hydrology	\$4,000,000
Materials Engineering	\$44,000,000
Planning	\$130,000,000
Planning Environmental Linkage	\$6,000,000
Plans, Specifications and Estimates (PS&E)	\$178,000,000
Procurement Engineering	\$40,000,000
Program Management Consultant (PMC)	\$15,000,000
Schematic / Environmental	\$131,000,000
Schematic / Environmental / PS&E	\$40,500,000
Signal Timing	\$7,500,000
Surveying	\$68,000,000
Traffic & Revenue	\$16,000,000
Traffic Engineering	\$33,000,000
Utility Engineering	\$31,000,000
<b>Grand Total</b>	<b>\$1,138,750,000</b>



# FY 2023 – Work Authorization Allocation for Districts

DIST	FY2023 Proposed Allocations
PAR 1	\$32,683,357
FTW 2	\$93,762,469
WFS 3	\$19,638,285
AMA 4	\$17,450,082
LBB 5	\$12,764,053
ODA 6	\$72,189,506
SJT 7	\$10,476,091

**DO MORE!!!**

SAT 15	\$119,100,000
CRP 16	\$46,445,000
BRY 17	\$35,200,000
DAL 18	\$137,114,442
ATL 19	\$10,817,066
BMT 20	\$48,256,270
PHR 21	\$28,298,891
LRD 22	\$24,961,577
BWD 23	\$6,393,220
ELP 24	\$47,200,000
CHS 25	\$4,885,680
<b>Total</b>	<b>\$1,143,504,768</b>

# FY 2023 – Work Authorization Allocation for Divisions

DIV	FY2023 Proposed Allocations
PEPS 36	\$6,857
SSD 38	\$6,000,000
CST 46	\$200,000
MNT 47	\$11,179,385
DES 48	\$14,776,502
MTD 49	\$9,708,117
TPP 50	\$34,575,000

**DO MORE!!!**

TOD 87	\$2,750,000
BRG 88	\$60,000,000
PFD 89	\$3,992,760
MRD 94	\$1,500,000
STR 97	\$4,859,980
<b>Total</b>	<b>\$206,495,232</b>
DE/DD	FY2023 Proposed Allocations
<b>Grand Total</b>	<b>\$1,350,000,000</b>





FY2023 Total Allocation to DE/DD:

\$1.35 Billion

Most we have ever spent on  
professional services in TxDOT history

If you are not happy about your allocation: DO MORE!

**DO MORE!!!**



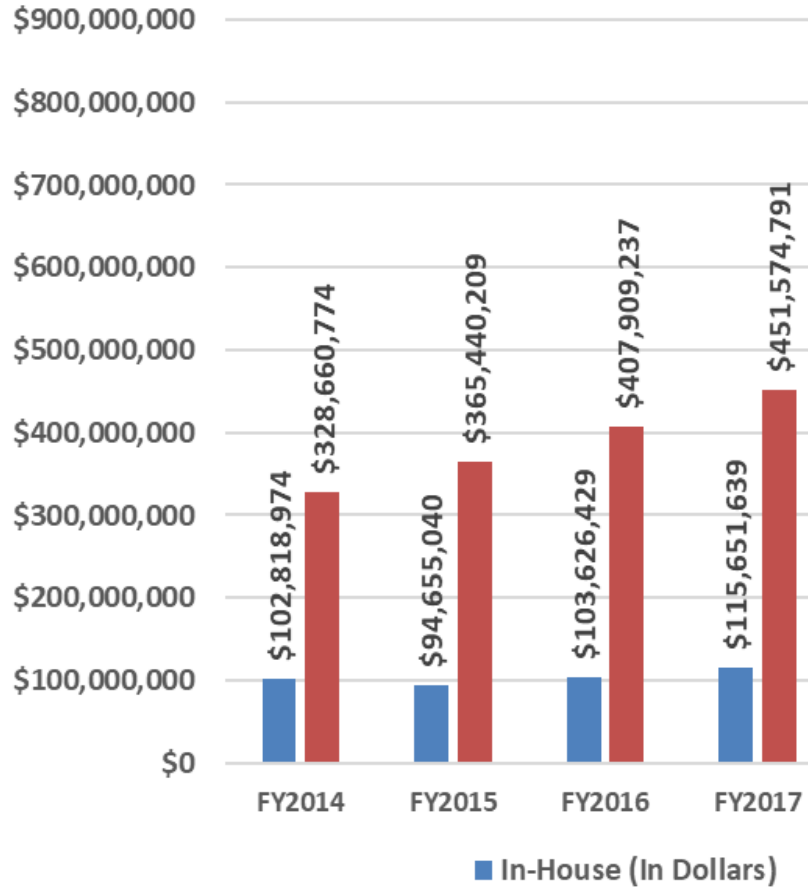
## *Consultant Services*

- PEPS awarded 89 contracts for a grand total of \$889 Million in FY2022
- Total expenditures for consultant services at the end of August were \$890 Million for FY2022
- TxDOT outsourced 85% of Preliminary Engineering Design Services in FY2022
- TxDOT outsourced 63% of Construction Engineering Services in FY2022

# FHWA Stewardship Report on Outsourced Engineering

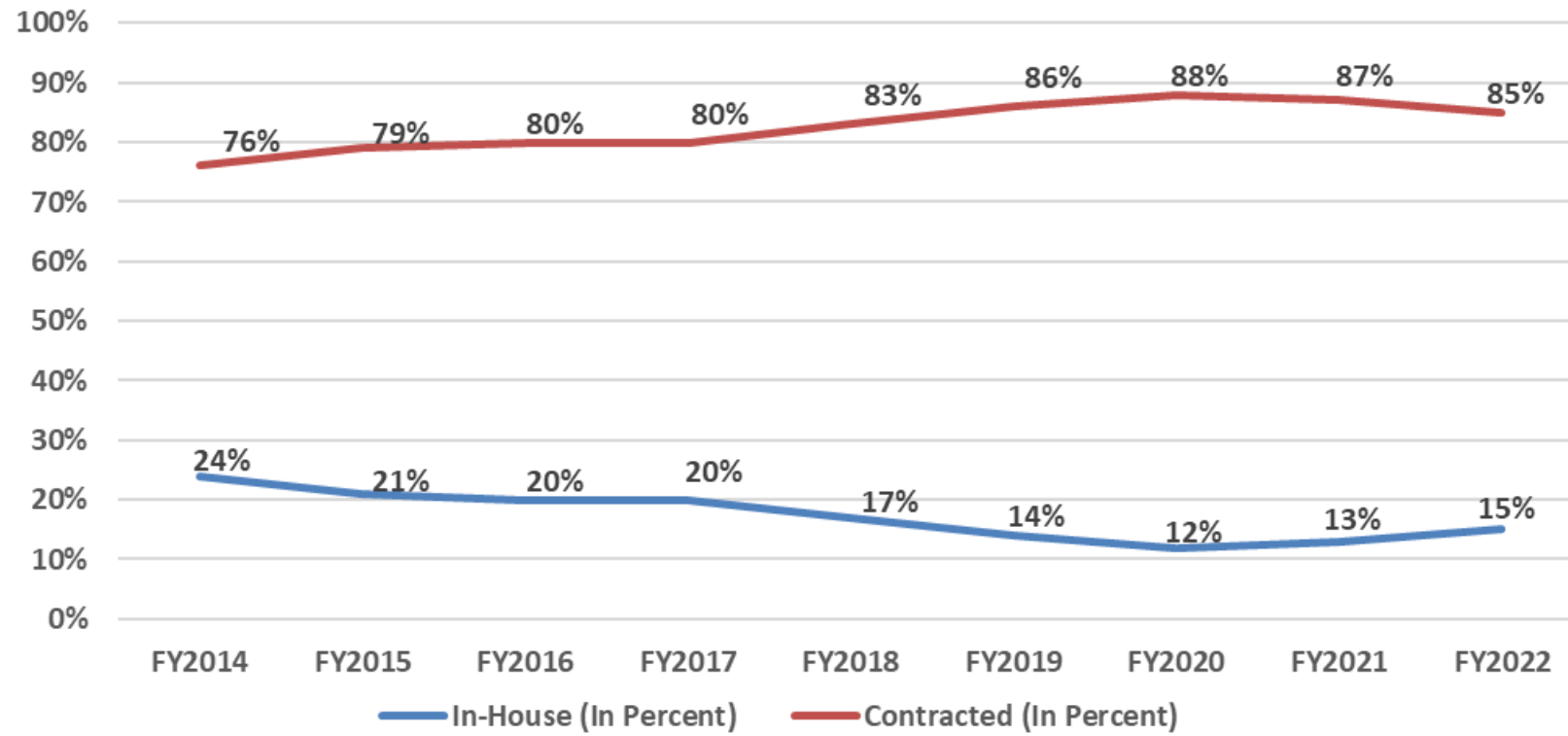


## PRELIMINARY ENGINEERING



2,065  
978,656  
892,211

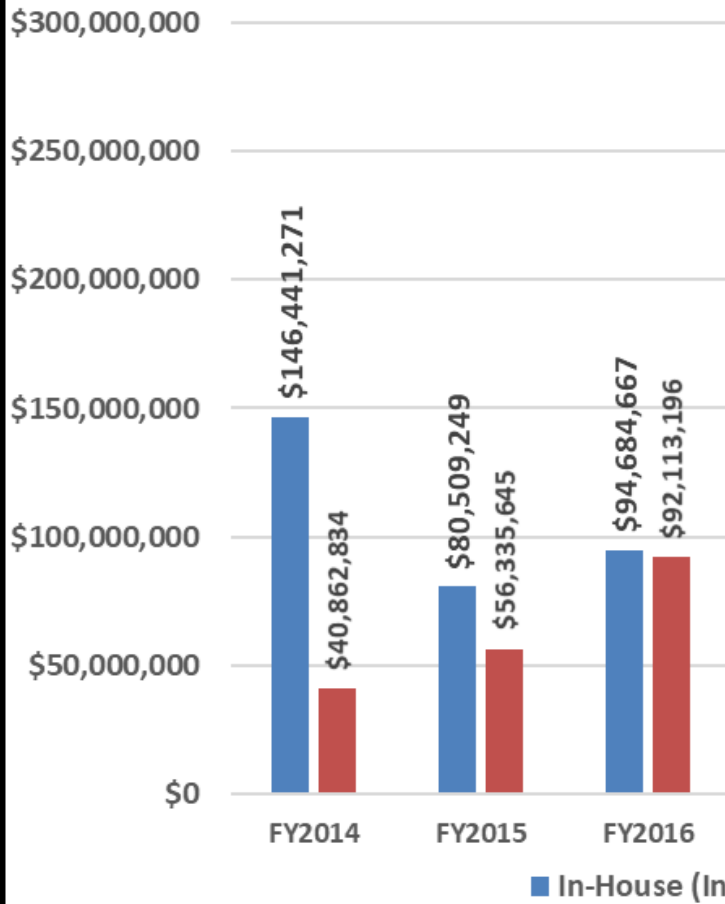
## PRELIMINARY ENGINEERING



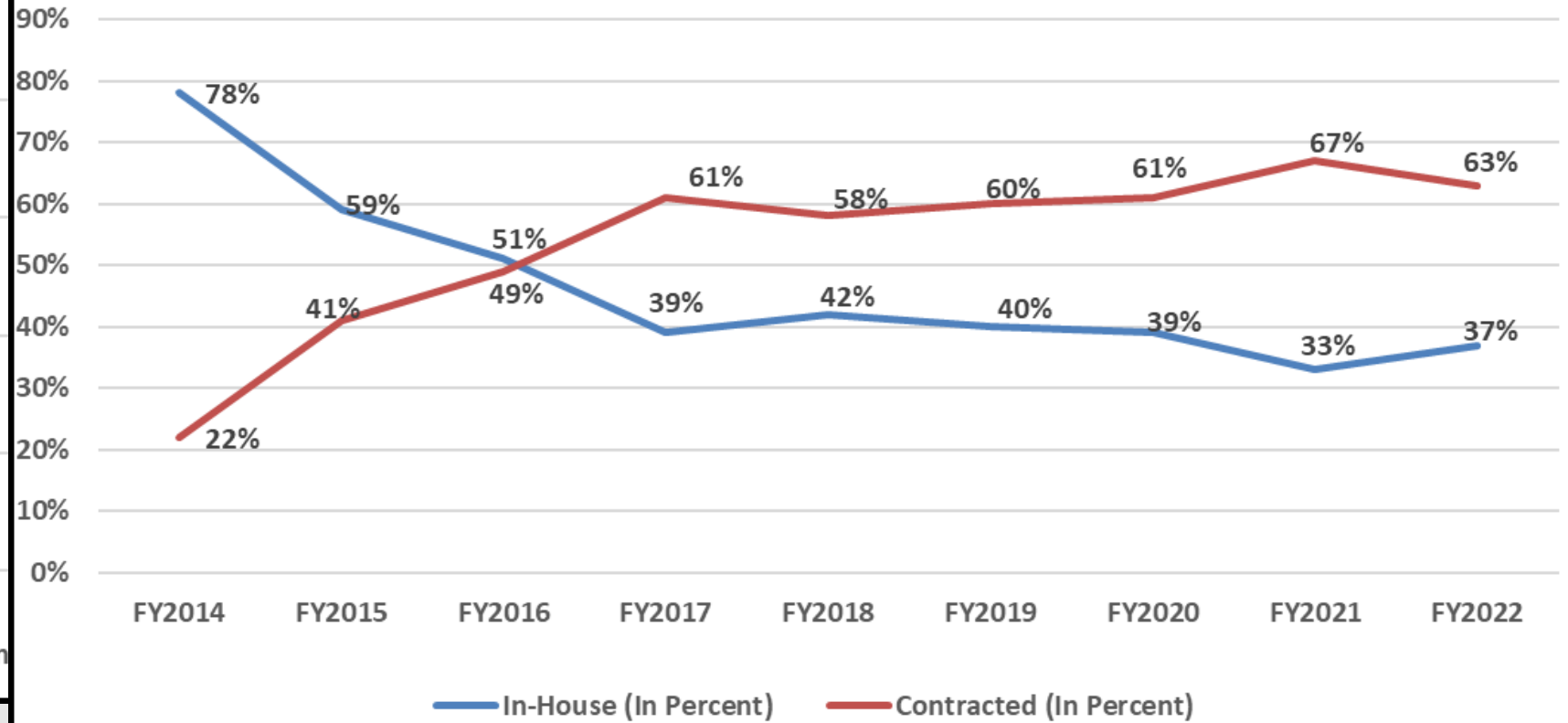
# FHWA Stewardship Report on Outsourced Engineering



## CONSTRUCTION ENGINEERING

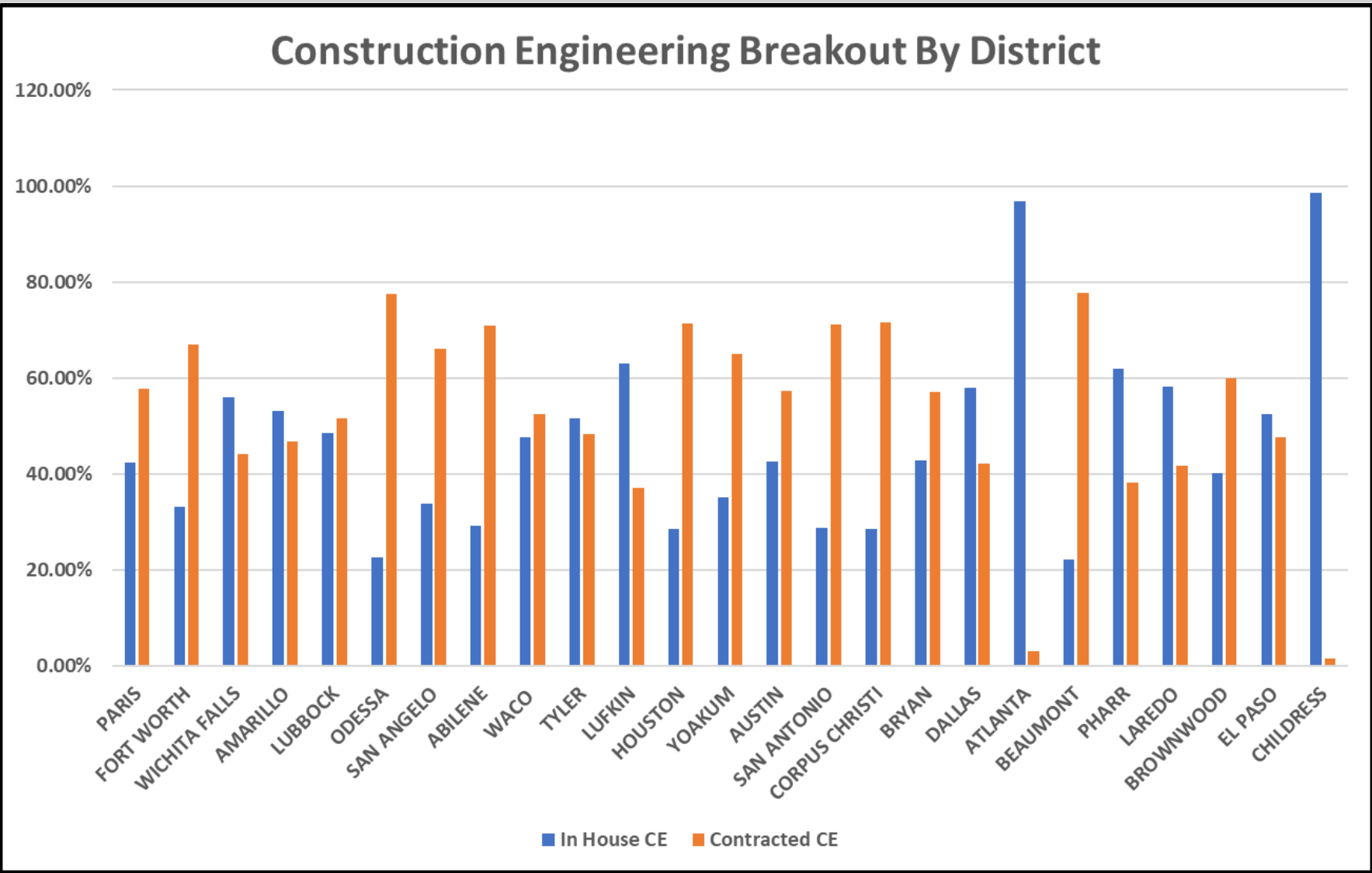
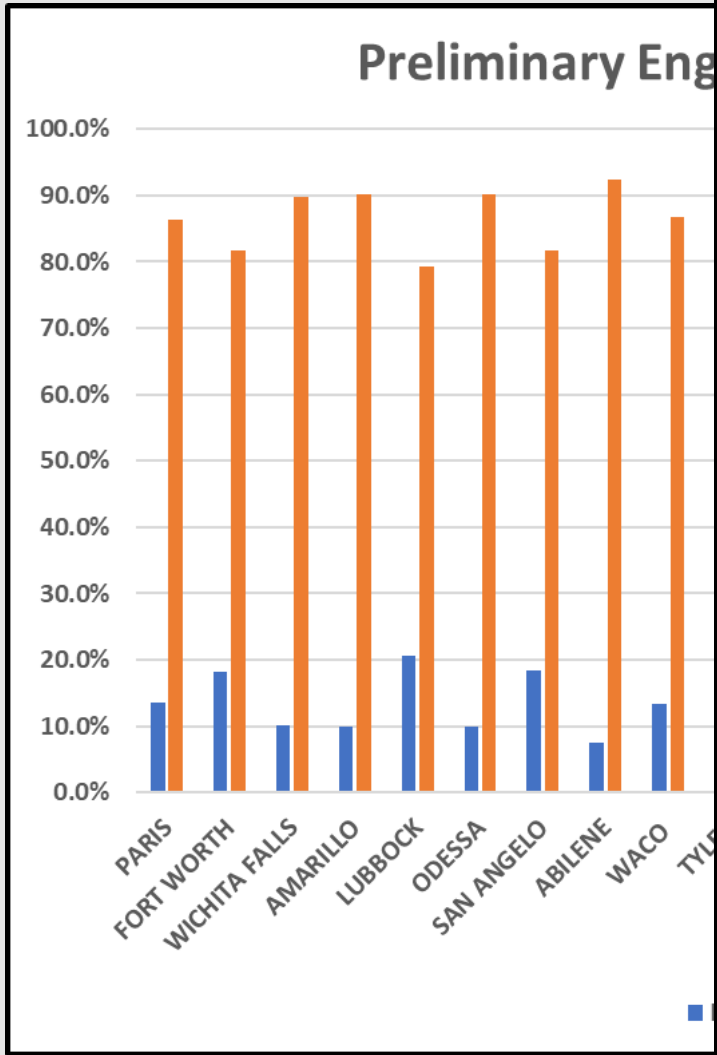


## CONSTRUCTION ENGINEERING



5,162  
\$273,075,334  
77,061

# FHWA Stewardship Report on Outsourced Engineering





- On August 23, 2023 PEPS, CST, and FIN conducted an E&O Standardization process workshop rolling out the updates to the E&O process and the new E&O tracking module in PS-CAMS
- All 1E change orders identified after September 1<sup>st</sup> are to be input into the new PS-CAMS E&O module for tracking
- PEPS, CST and FIN, are collaborating to develop an E&O reporting dashboard and cross checking with SiteManager
- This will ensure that each 1E change order is resolved

# BCM Proposed Modifications



## Indefinite Deliverable Contract Business Case Memo

Recommended  
Recommendation Deferred

D/D Requesting Execution	
From	
Type of Service	
Prime Provider	
PS Number	
Contract Number	
Contract Expiration Date	
Contract Risk Level	
Description of Services	
Initial Offer	
Maximum Amount Payable	
Purpose of Contract	
Business Case Justification	
Impacts of Non-Approval	

The format becomes more of a Business Case Form  
PEPS Division can create the form down through the  
Purpose of Contract.

The District or Division completes the last two fields for  
Business Case Justification and Impacts of Non  
Approval.

Name	Signature/Date	Comments



Joint work groups with members from ACEC and TxDOT are currently working on industry issues and opportunities to reduce overhead costs and streamline operations in the following areas:

- |                                     |             |
|-------------------------------------|-------------|
| ▪ EMS training requirements         | Complete    |
| ▪ Meal receipts for invoicing       | Complete    |
| ▪ Revised CEI scope                 | In Progress |
| ▪ Revised PS&E scope                | In Progress |
| ▪ Removing impediments to invoicing | In Progress |
| ▪ Cyber Security                    | In Progress |





- ❑ Embassy Suites - San Marcos
- ❑ In person event
- ❑ Multiple breakout session tracks
- ❑ 2 lunches with keynote addresses
- ❑ Networking reception
- ❑ Register early or you are going to miss it!



# Questions






# Martin Rodin, P.E.

PEPS Division Director

 [Martin.Rodin@txdot.gov](mailto:Martin.Rodin@txdot.gov)

 512-413-4310



# FY 23 Dallas Service Center Procurements



Estimated Date of Advertisement	Discipline of Procurement	District or Division Managing Contract	Description of Procurement (Location, project limits, type of work, unique services, etc.)	Contract Type Specific Deliverable (SD) Indefinite Deliverable (ID)	Anticipated Funding Type (State or Federal)	Number of Contracts	Estimated Maximum Contract Value
December 2022 Wave 2	Construction, Engineering, Inspection (CEI)	Dallas District	CEI services for the Dallas District: IH 35 from N Texas Blvd to IH 35W, to US 380, to US 77 in Denton County	SD	Federal	1	TBD
December 2022 Wave 2	Plans, Specifications and Estimates (PS&E)	Dallas District	PS&E services for the Dallas District	ID	State	10	\$10,000,000
March 2023 Wave 3	Construction, Engineering, Inspection (CEI)	Dallas District	CEI Services for IH 35 in Denton County: Corporate Drive and BS 121	SD	Federal	1	TBD
March 2023 Wave 3	CPM Scheduling Support	Dallas District	CPM Scheduling and support services for the Dallas District	ID	State	3	\$2,000,000
March 2023 Wave 3	Surveying	Dallas District	Surveying Services for the Dallas District.	ID	State	17	\$3,000,000
June 2023 Wave 4	Utility Engineering	Dallas District	Utility Engineering projects in the Dallas District.	ID	State	7	\$3,000,000

**THE ABOVE PROCUREMENTS ARE SUBJECT TO CHANGE**

# FY 24 Dallas Service Center Procurements



Estimated Date of Advertisement	Discipline of Procurement	District or Division Managing Contract	Description of Procurement (Location, project limits, type of work, unique services, etc.)	Contract Type Specific Deliverable (SD) Indefinite Deliverable (ID)	Anticipated Funding Type (State or Federal)	Number of Contracts	Estimated Maximum Contract Value
Wave 1 September 2023	Geotechnical Engineering	Dallas District	Geotechnical engineering services for projects in the Dallas District	ID	State	5	\$4,000,000
Wave 1 September 2023	Materials Engineering	Dallas District	Materials Engineering projects in the Dallas District	ID	State	5	\$3,000,000
Wave 2 December 2023	Construction, Engineering, Inspection (CEI)	Dallas District	CEI Services for FM 548 in Rockwall County	SD	Federal	1	TBD
Wave 3 March 2024	Construction, Engineering, Inspection (CEI)	Dallas District	CEI Services for the Dallas District: US 80 in Dallas County	SD	Federal	1	TBD

THE ABOVE PROCUREMENTS ARE SUBJECT TO CHANGE

# FY 23 Fort Worth Service Center Procurements



Estimated Date of Advertisement	Discipline of Procurement	District or Division Managing Contract	Description of Procurement (Location, project limits, type of work, unique services, etc.)	Contract Type Specific Deliverable (SD) Indefinite Deliverable (ID)	Anticipated Funding Type (State or Federal)	Number of Contracts	Estimated Maximum Contract Value
December 2022 Wave 2	Construction, Engineering, Inspection (CEI)	Fort Worth District	CE&I Services for Fort Worth District	ID	Federal	3	\$7,000,000
December 2022 Wave 2	Schematic / Environmental / PS&E	Fort Worth District	Schematic/Environmental/PS&E services for 3 contracts for the Fort Worth District: 1) FM 920 from FM 51 to SH 199; 2) FM 51 from SH 180 to SH 199; 3) FM 730 from SH 180 to SH 199.	SD	Federal	3	TBD
March 2023 Wave 3	Surveying	Fort Worth District	Surveying services for the Fort Worth District.	ID	State	4	\$3,000,000
June 2023 Wave 4	Schematic/Environmental	Fort Worth District	Schematic/Environmental Services for the Fort Worth District: IH 20 from west of Spur 312 to FM 1187	SD	Federal	1	TBD
June 2023 Wave 4	Bridge On/Off Replacement	El Paso, Dallas, Fort Worth Districts	Bridge On/off Services for the El Paso, Dallas, and Fort Worth Districts	ID	Federal	10	\$3,000,000
June 2023 Wave 4	Traffic Engineering	El Paso, Austin, Fort Worth, San Antonio Districts	Traffic Eng. & ITS Services for the El Paso, Austin, Fort Worth, and San Antonio Districts, and statewide capacity.	ID	State	14	\$2,000,000

**THE ABOVE PROCUREMENTS ARE SUBJECT TO CHANGE**



- Reconstruct and widen from a 2-lane rural section to a 4-lane divided urban/rural section
- Determine ultimate footprint and identify Right-of-Way needs and Utility conflicts
- Alternative analysis, Schematic and Environmental development and PS&E
- Coordinate with local governments on planned developments and actions for corridor development
- The study will conduct a comprehensive study of the needs of the corridor and allow the flexibility of project delivery
- Identified as a Fort Worth District priority for congestion mitigation, safety and operational improvements

# FY 23 Fort Worth Service Center Procurements



Estimated Date of Advertisement	Discipline of Procurement	District or Division Managing Contract	Description of Procurement (Location, project limits, type of work, unique services, etc.)	Contract Type Specific Deliverable (SD) Indefinite Deliverable (ID)	Anticipated Funding Type (State or Federal)	Number of Contracts	Estimated Maximum Contract Value
December 2022 Wave 2	Construction, Engineering, Inspection (CEI)	Fort Worth District	CE&I Services for Fort Worth District	ID	Federal	3	\$7,000,000
December 2022 Wave 2	Schematic / Environmental / PS&E	Fort Worth District	Schematic/Environmental/PS&E services for 3 contracts for the Fort Worth District: 1) FM 920 from FM 51 to SH 199; 2) FM 51 from SH 180 to SH 199; 3) FM 730 from SH 180 to SH 199.	SD	Federal	3	TBD
March 2023 Wave 3	Surveying	Fort Worth District	Surveying services for the Fort Worth District.	ID	State	4	\$3,000,000
June 2023 Wave 4	Schematic/Environmental	Fort Worth District	Schematic/Environmental Services for the Fort Worth District: IH 20 from west of Spur 312 to FM 1187	SD	Federal	1	TBD
June 2023 Wave 4	Bridge On/Off Replacement	El Paso, Dallas, Fort Worth Districts	Bridge On/off Services for the El Paso, Dallas, and Fort Worth Districts	ID	Federal	10	\$3,000,000
June 2023 Wave 4	Traffic Engineering	El Paso, Austin, Fort Worth, San Antonio Districts	Traffic Eng. & ITS Services for the El Paso, Austin, Fort Worth, and San Antonio Districts, and statewide capacity.	ID	State	14	\$2,000,000

**THE ABOVE PROCUREMENTS ARE SUBJECT TO CHANGE**



# Fort Worth IH 20 from west of Spur 312 to FM 1187 Schematic/Environmental



- Reconstruct 4/6 mainlanes with 4 discontinuous frontage road lanes to 6/8 mainlanes with 4/6 continuous frontage road lanes
- Identify the ultimate footprint on the I-20 corridor within Parker County
- Identify Right-of-Way and utility conflicts
- Dennis Road bridge replacement
- Various Interstate Access Justifications
- Reconstruction of pavement structure
- Freight corridor

# FY 23 Rural Service Center Procurements



Estimated Date of Advertisement	Discipline of Procurement	District or Division Managing Contract	Description of Procurement (Location, project limits, type of work, unique services, etc.)	Contract Type Specific Deliverable (SD) Indefinite Deliverable (ID)	Anticipated Funding Type (State or Federal)	Number of Contracts	Estimated Maximum Contract Value
December 2022 Wave 2	Construction, Engineering, Inspection (CEI)	Paris District	CEI services for the Paris District: US-75, from North Loy Lake Road to US-82, widen 4 lane to 6 lane	SD	Federal	1	TBD
December 2022 Wave 2	Construction, Engineering, Inspection (CEI)	Yoakum District	CEI services for the Yoakum District: IH 10 expansion from Austin County line to US 90 (Alleyton Road) in Colorado County.	SD	Federal	1	TBD
December 2022 Wave 2	Plans, Specifications and Estimates (PS&E)	Abilene District	PS&E services for Abilene District: IH-20 in Taylor County, widen and add lanes for six lane freeway	SD	Federal	1	TBD

**THE ABOVE PROCUREMENTS ARE SUBJECT TO CHANGE**

# FY 24 Rural Service Center Procurements



Estimated Date of Advertisement	Discipline of Procurement	District or Division Managing Contract	Description of Procurement (Location, project limits, type of work, unique services, etc.)	Contract Type Specific Deliverable (SD) Indefinite Deliverable (ID)	Anticipated Funding Type (State or Federal)	Number of Contracts	Estimated Maximum Contract Value
Wave 2 December 2023	Construction, Engineering, Inspection (CEI)	Paris District	CEI services for projects within the Paris District	ID	Federal	2	\$10,000,000
Wave 2 December 2023	Construction, Engineering, Inspection (CEI)	Yoakum District	CEI services for the Yoakum District: IH 10 - Alleyton Rd South to FM 2434	SD	Federal	1	TBD
Wave 3 March 2024	Surveying	Paris District	Surveying Services for projects within the Paris District	ID	State	3	\$4,000,000

**THE ABOVE PROCUREMENTS ARE SUBJECT TO CHANGE**

# How Do I Get Started?



- ❑ Be registered as a business with the State of Texas  
<https://comptroller.texas.gov>  
<https://www.sos.state.tx.us>
- ❑ Be registered with the Texas PE/LS Board or the Texas Board of Architectural Examiners  
<https://pels.texas.gov/>
- ❑ Obtain precertification with TxDOT  
<https://www.txdot.gov/business/peps/become-precertified.html>
- ❑ Become administratively qualified with TxDOT      <https://www.txdot.gov/business/peps/become-administratively-qualified.html>

# Where can I learn more? – PEPS Website



<https://www.txdot.gov/business/peps.html>

Previous PEPS Conference Presentations

Fireside Chat Topics

- Contract budgets
- Precertification updates
- Negotiation center updates
- Contract utilization
- How to avoid disqualifications in a proposal
- Electronic submittal platform

Business opportunities

- Fiscal year procurement plan
- Consultant Information meetings for upcoming solicitations



# RHCA

## Partnering Organizations



## Heavy Highway & Transportation Forum

**RHCA . . . the leader in Diversity Inclusion**  
**Networking and building business relationships and opportunities**

November 18, 2022

Join us on Social Media

#DFWRHCA @DFWRHCA



**SAFETY FIRST**  
Coronavirus  
**COVID-19**  
Precautions Followed  
RHCA

# Construction Breakout Session



**Brian R. Barth, P.E.**

Deputy Executive Director for Program Delivery  
TxDOT

Join us on Social Media

#DFWRHCA @DFWRHCA





# Construction Projects in The Dallas District

Brenan Honey, P.E.

Director of Construction

November 18, 2022



HELP

# #EndTheStreakTX

End the streak of daily deaths on Texas roadways.

[TxDOT.gov](https://www.txdot.gov) (Keyword: #EndTheStreakTX)

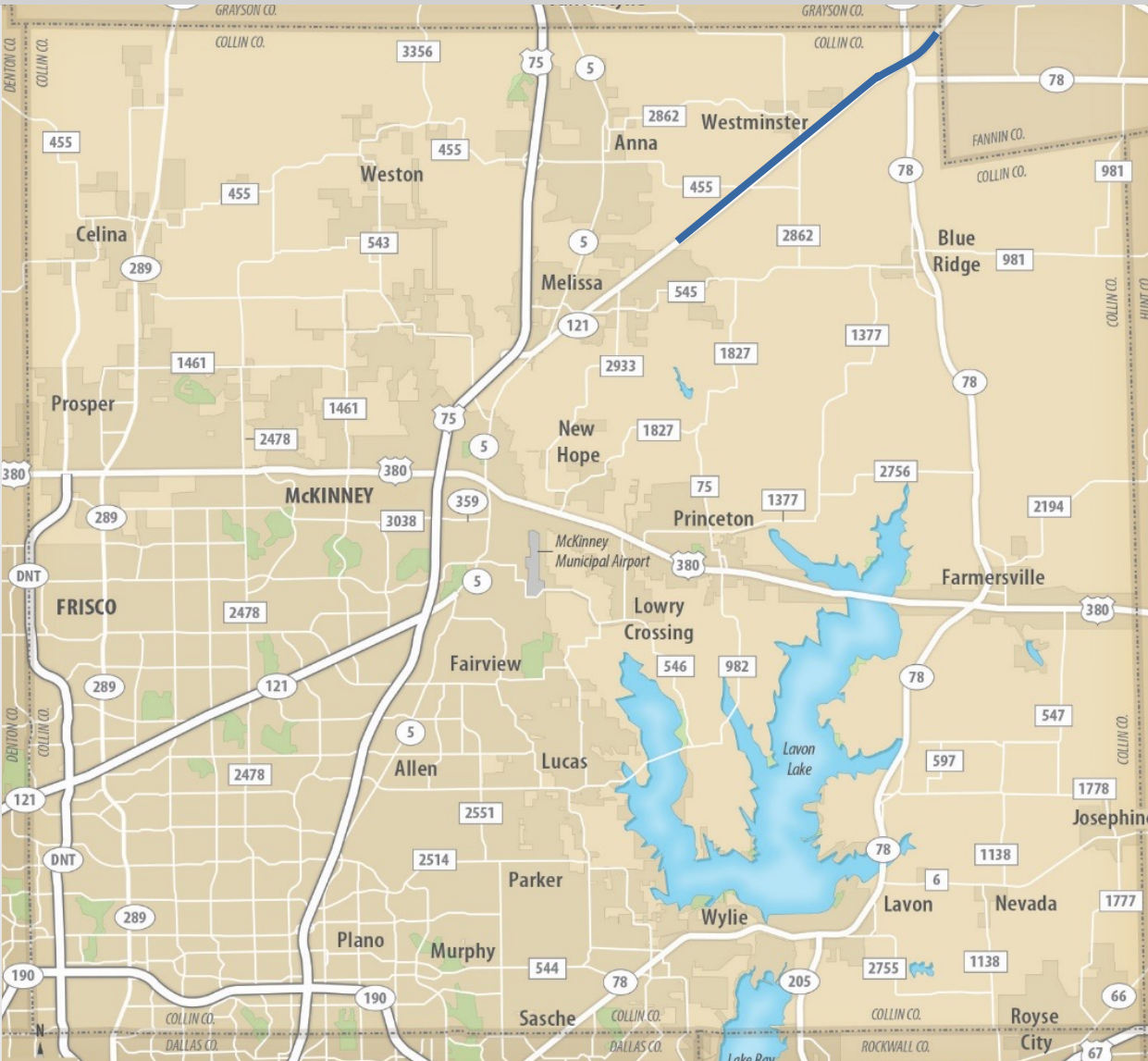


#EndTheStreakTX Toolkit



# Ongoing, Starting, and Upcoming Construction TxDOT Dallas District

# Ongoing Construction: Collin County



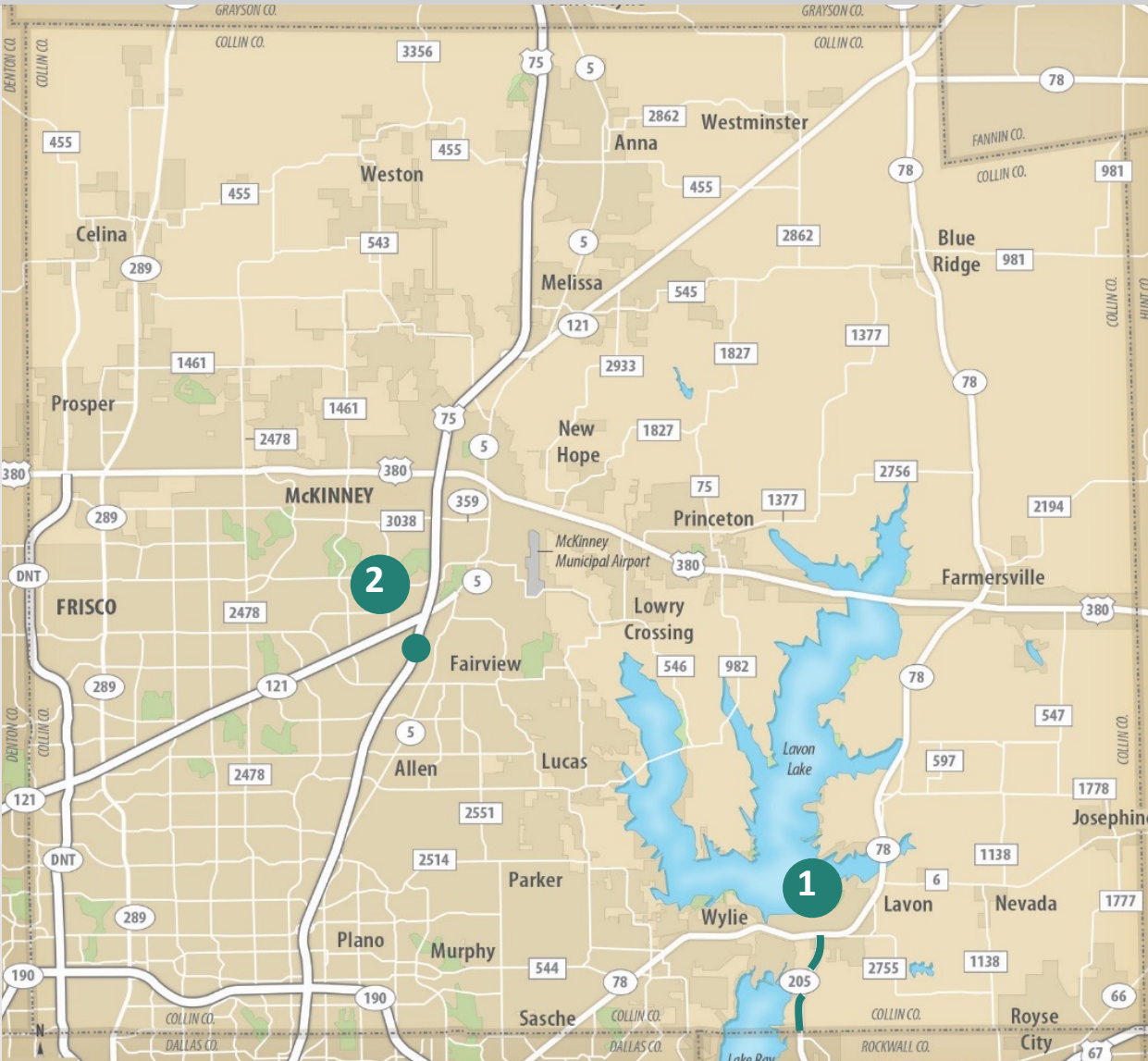
## SH 121

CCSJ 0549-03-024

- Reconstruct and widen from 2 lanes to 4 lanes from the Outer Loop to the Hunt County Line
- \$94MM
- 83% complete
- 11 months ahead of schedule



# Starting Construction: Collin County



**1**  
**SH 205**  
CCSJ 0451-03-013

- Widen from 2 lane rural highway to 4 lane divided from the Rockwall County Line to SH 78
- \$32MM

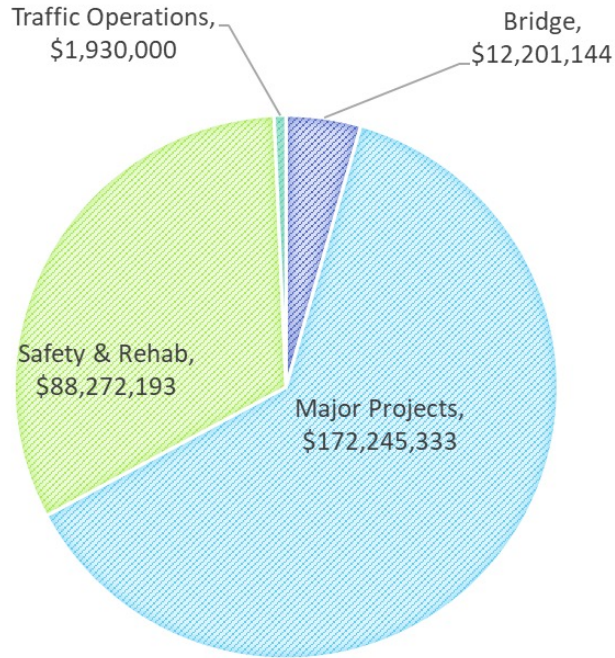
**2**  
**US 75**  
CCSJ 0047-06-161

- Reconstruct Ridgeview Interchange at Ridgeview Drive
- \$44MM

# Upcoming Construction: Collin County



**FY 2023-2024 LETTING VOLUME BY PROJECT TYPE**



■ Bridge 
 ■ Major Projects 
 ■ Safety & Rehab 
 ■ Traffic Operations

CCSJ	CSJ	COUNTY	HWY	PROJECT DESCRIPTION	LIMITS FROM	LIMITS TO	EST LET DATE	LETTING ESTIMATE
0047-04-031	0047-04-031	Collin	SH 5	RECONSTRUCT AND WIDEN TWO LANE RURAL HIGHWAY TO FOUR LANE URBAN	SH 121	NORTH OF COLLIN COUNTY OUTER LOOP	12/1/2022	\$41,147,767
1013-01-038	1013-01-038	Collin	FM 546	CONSTRUCT INTERSECTION IMPROVEMENTS	AT FM 3286 INTERSECTION	.	1/5/2023	\$1,593,546
2056-01-042	2056-01-042	Collin	FM 2551	RECONSTRUCT AND WIDEN 2 LANE RURAL TO 6 LANE URBAN DIVIDED	FM 2514	FM 2170	4/4/2023	\$45,876,014
1392-01-044	1392-01-044	Collin	FM 1378	CONSTRUCT INTERSECTION IMPROVEMENTS (Sidewalks and turn lanes)	FM 3286	South of FM 3286	5/4/2023	\$4,621,301
	3476-02-013	Collin	FM 3286		FM 1378	East of FM 1378		\$4,464,322
<b>FY 2023 TOTAL</b>								<b>\$97,702,950</b>
0047-06-158	0047-06-158	Collin	US 75	REMOVE HOV LANES AND ADD TECHNOLOGY LANES	DALLAS COUNTY LINE	BETHANY DRIVE	12/5/2023	\$20,848,544
	0047-06-163	Collin	US 75		BETHANY DRIVE	SH 121		\$12,041,839
0135-03-046	0135-04-033	Collin	US 380	RECONSTRUCT AND WIDEN 4 LANE ROADWAY TO 6 LANE DIVIDED	4TH STREET	CR 458	2/1/2024	\$4,730,615
	0135-03-046	Collin	US 380		West of Bridge Farmer Rd	4th Street		\$36,921,386
<b>FY 2024 TOTAL</b>								<b>\$74,542,383</b>

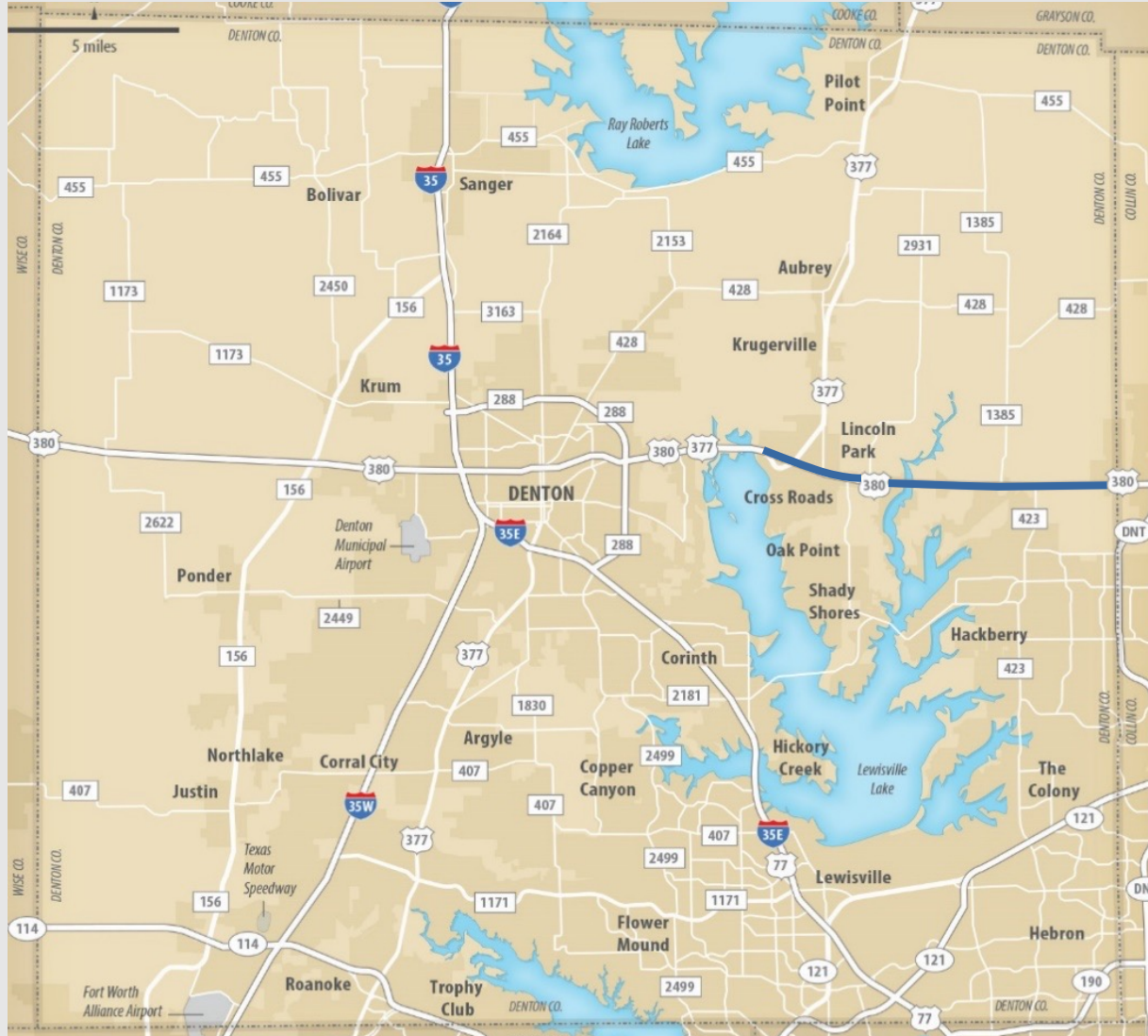
# Ongoing Construction: Denton County



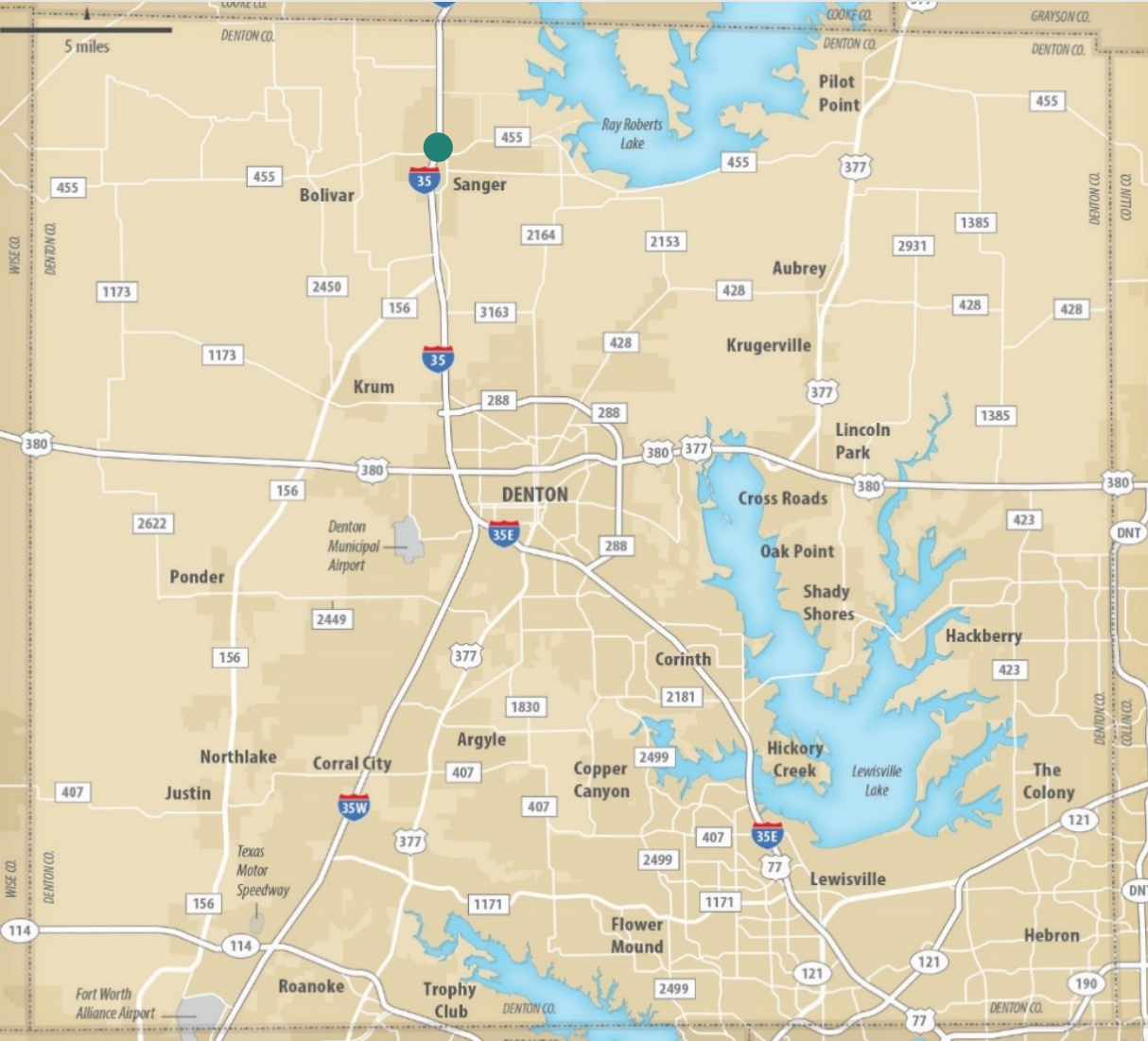
## US 380

CCSJ 0135-10-050

- Widen 4 to 6 lanes divided urban with grade separations and sidewalk improvements from US 377 to West of CR 26 (CL)
- \$140MM
- 20% complete



# Starting Construction: Denton County



## IH 35

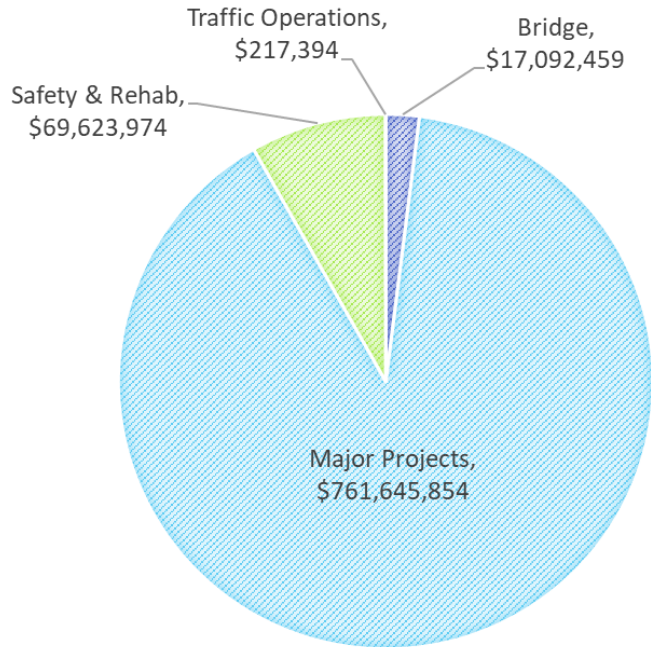
CCSJ 0195-02-076

- Reconstruct and widen 2 lane rural highway to 4 lane divided urban at FM 455.
- \$112MM

# Upcoming Construction: Denton County



**FY 2023-2024 LETTING VOLUME BY PROJECT TYPE**

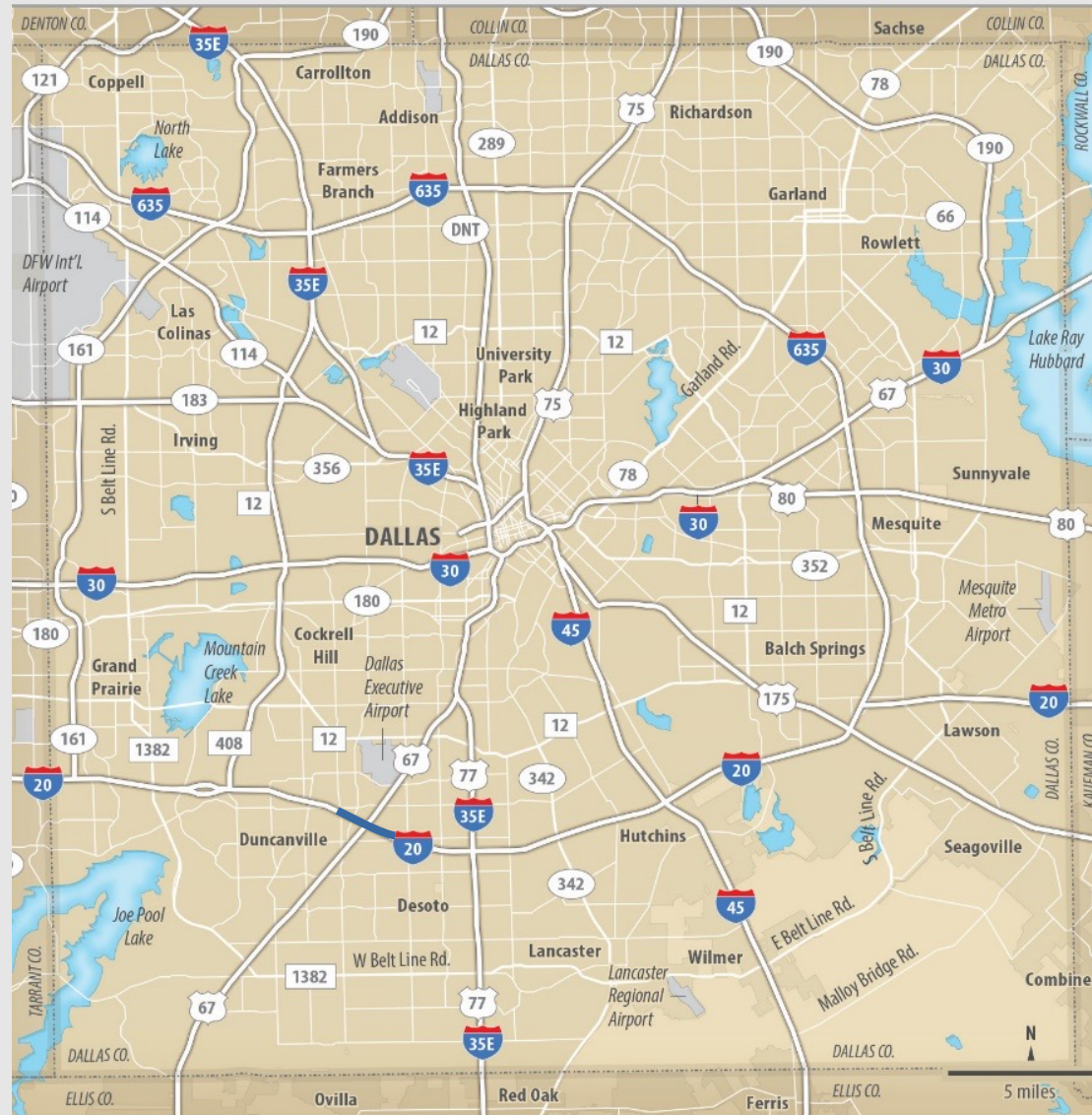


■ Bridge ■ Major Projects ■ Safety & Rehab ■ Traffic Operations

CCSJ	CSJ	COUNTY	HWY	PROJECT DESCRIPTION	LIMITS FROM	LIMITS TO	EST LET DATE	LETTING ESTIMATE
0196-02-132	0196-02-132	Denton	IH 35E	Construct Operational Improvements on NB Mainlanes	Frankford Rd	Corporate Dr	12/1/2022	\$16,115,261
0196-02-128	0196-02-128	Denton	IH 35E	RECONSTRUCT GRADE SEPARATION AND EXISTING 4 TO 4 LANE FRONTAGE ROADS	AT 1171 AND MAIN STREET		1/5/2023	\$83,264,506
0353-02-037	0353-02-037	Denton	SH 114	Construct 0 to 6 Main Lanes, Reconstruct and Widen 4 to 4/6 Lane Frontage Roads	EAST OF IH 35W	BUS 114K	4/4/2023	\$63,579,508
	0353-09-003	Denton	SH 114		BUS 114K	WEST OF US 377	4/4/2023	\$25,710,036
1311-01-060	1311-01-060	Denton	FM 1171	Construct westbound right turn lane; Realign a driveway at the intersection.	At FM 2499 (Long Prairie Road)		7/6/2023	\$994,259
<b>FY 2023 TOTAL</b>								<b>\$189,663,570</b>
0195-03-087	0195-03-087	Denton	IH 35	Reconstruct Interchange and Existing 4 to 4/6 Lane Frontage Roads (Transition)	US 380	US 77 NORTH OF DENTON	11/1/2023	\$299,949,853
	0195-03-090	Denton	IH 35		IH 35W	US 380	11/1/2023	\$161,782,386
	0195-03-099	Denton	IH 35E		N Texas Blvd	IH 35W	11/1/2023	\$110,250,045
<b>FY 2024 TOTAL</b>								<b>\$571,982,285</b>



# Ongoing Construction: Dallas County



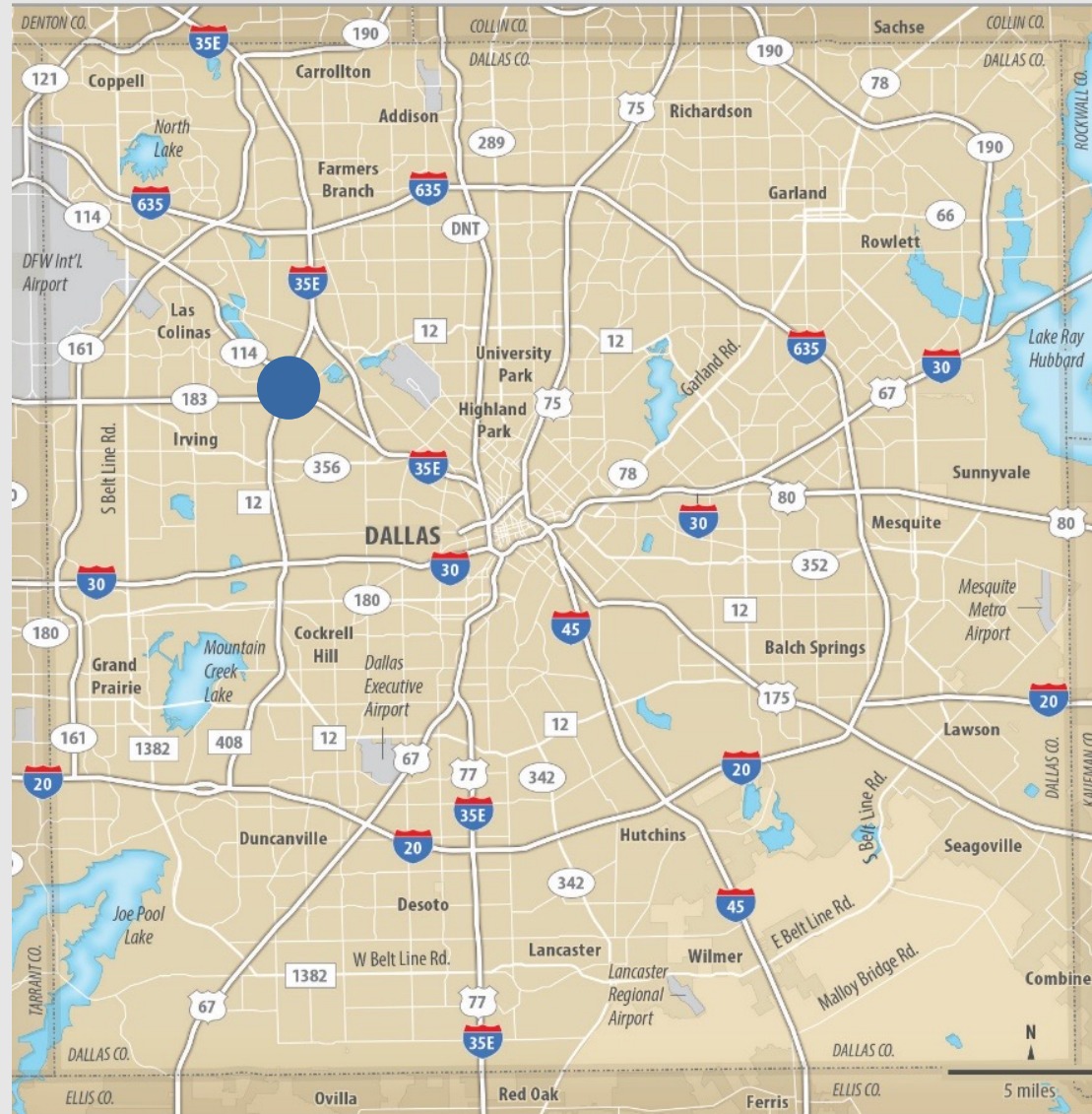
## IH 20

CCSJ 2374-04-085

- Construct 0 to 4 lane frontage road from west of Cockrell Hill Road to Hampton Road
- \$80MM
- 22% complete



# Ongoing Construction: Dallas County



## Irving Interchange

CCSJ 0581-02-124

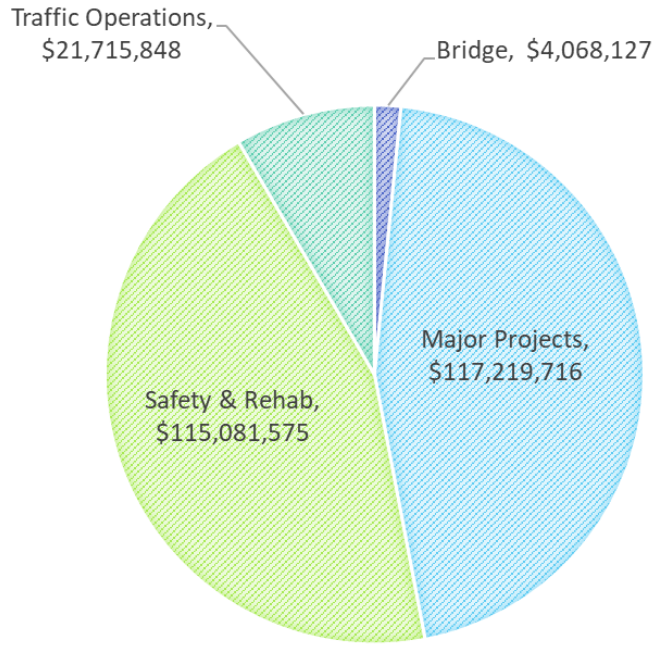
- Reconstruct interchanges at SL 12 and SH 183
- \$302MM
- 68% complete



# Upcoming Construction: Dallas County



**FY 2023-2024 LETTING VOLUME BY PROJECT TYPE**

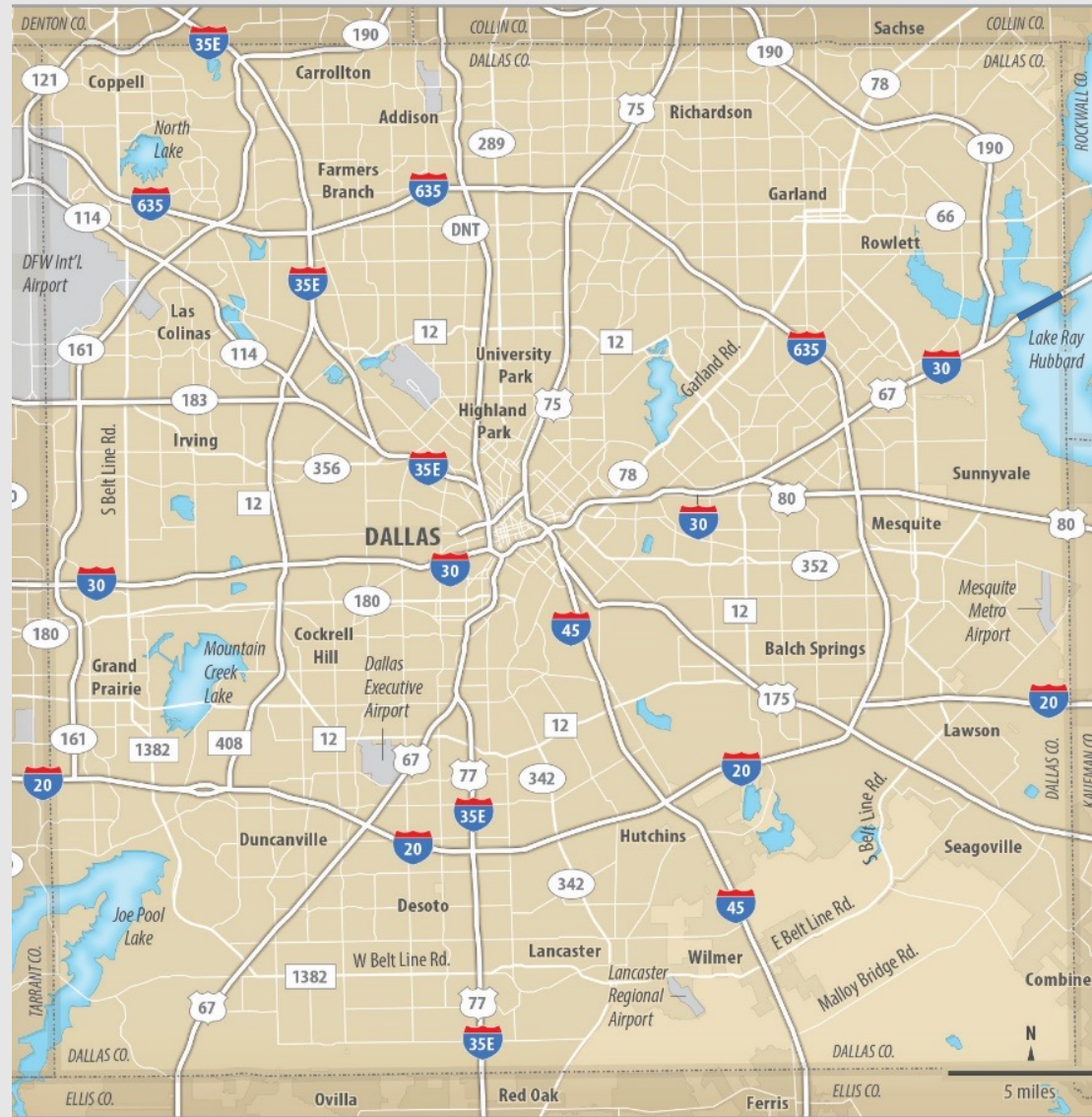


■ Bridge 
 ■ Major Projects 
 ■ Safety & Rehab 
 ■ Traffic Operations

CCSJ	CSJ	COUNTY	HWY	PROJECT DESCRIPTION	LIMITS FROM	LIMITS TO	EST LET DATE	LETTING ESTIMATE
0009-03-048	0009-03-048	Dallas	SH 66	CONSTRUCT INTERSECTION IMPROVEMENTS INCLUDING LEFT AND RIGHT TURN LANES AND STORAGE BAYS	AT DALROCK RD	.	5/4/2023	\$2,793,861
<b>FY 2023 TOTAL</b>								<b>\$2,793,861</b>
0442-03-042	0442-02-162	Dallas	IH 35E	CONSTRUCT INTERCHANGE AT LOOP 9 AND IH 35E	ELLIS COUNTY LINE.	BEAR CREEK ROAD	9/6/2023	\$13,194,951
0047-06-158	0047-07-232*	Dallas	US 75	REMOVE HOV LANES AND ADD TECHNOLOGY LANES	I-635	COLLIN COUNTY LINE	12/5/2023	\$14,097,506
0197-02-135	0197-02-135	Dallas	US 175	Replace bridge and approaches at Lake June Road; Construct Pedestrian Bridge with trail connections to existing trail and at DART Station	2nd Avenue	South of Lake June Road	1/1/2024	\$33,550,000
2374-07-074	2374-07-074	Dallas	IH 635	Construct Texas U-Turn, median improvements, signal improvements, ITS, turn lanes, lighting and sidewalk improvements	AT BELT LINE RD	.	3/1/2024	\$6,175,227
0196-03-288	0196-03-288	Dallas	IH 35E	CONSTRUCT PEDESTRIAN WALKWAY TO INCLUDE SIGNALS, CROSSWALKS, LIGHTING AND LANDSCAPING	DART Victory Station	At IH 35E Southbound Frontage Roads	7/1/2024	\$3,127,297
0196-07-034	0196-07-034	Dallas	SS 366	CONSTRUCT EXTENSION OF EXISTING KLYDE WARREN PARK DECK PLAZA; STRUCTURE ONLY	WEST OF AKARD ST	SAINT PAUL ST	8/1/2024	\$42,280,874
0918-47-360	0918-47-360	Dallas	FD 701243	Reconstruction of the existing roads in Camp Loops	On Eagle Ford and Shady Ridge camp loops	within Cedar Hill State Park	8/1/2024	\$2,000,000
<b>FY 2024 TOTAL</b>								<b>\$114,425,854</b>

\*Construction will be managed out of the Collin County Area Office

# Ongoing Construction: Dallas County



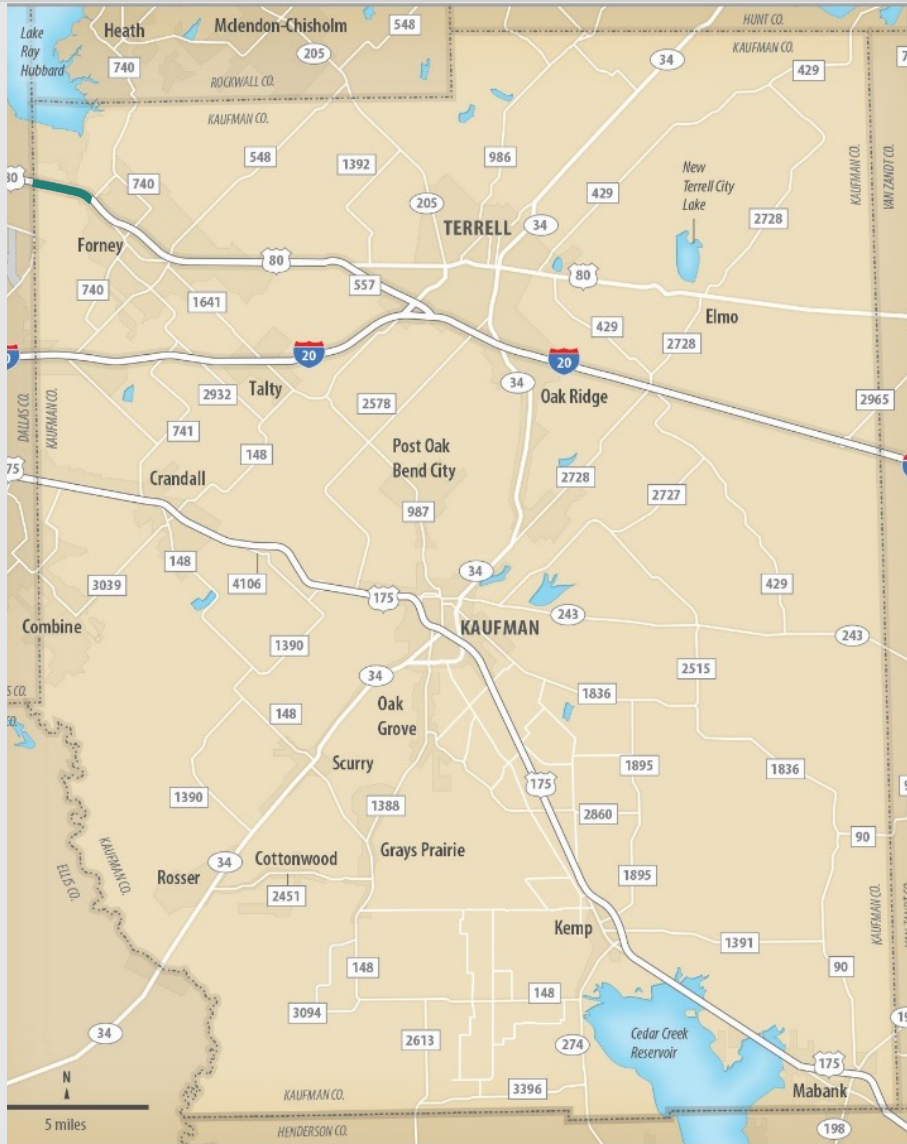
## IH 30

CCSJ 0009-11-241

- Construct 0 to 6 lane frontage roads, Bayside bridge, ramp modifications, and reconstruct Dalrock interchange from Bass Pro Dr to Dalrock Rd
- \$142MM
- 43% complete



# Starting Construction: Kaufman & Rockwall Counties



## US 80

CCSJ 0095-03-080

- Reconstruct and widen 4 to 6 mainlanes and reconstruct 2/4 lane discontinuous to 4/6 lane continuous frontage roads
- \$120MM



## IH 30

CCSJ 0009-12-220

Limits: From Dalrock Road to East of Horizon Road

Scope:

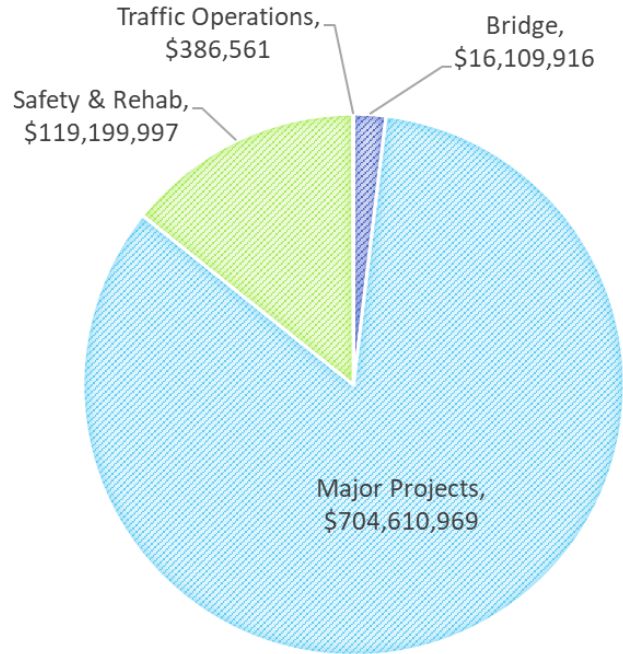
- Construct 0/4 to 4/6 lane frontage roads
- Reconstruct Horizon Road interchange
- Ramp modifications

Cost: \$313MM

# Upcoming Construction: Kaufman & Rockwall Counties



FY 2023-2024 LETTING VOLUME BY PROJECT TYPE



■ Bridge ■ Major Projects ■ Safety & Rehab ■ Traffic Operations

CCSJ	CSJ	COUNTY	HWY	PROJECT DESCRIPTION	LIMITS FROM	LIMITS TO	EST LET DATE	LETTING ESTIMATE
0009-03-048	0009-04-072	Rockwall	SH 66	CONSTRUCT INTERSECTION IMPROVEMENTS INCLUDING LEFT AND RIGHT TURN LANES AND STORAGE BAYS	Dalrock	East of Dalrock	5/4/2023	\$1,518,158
0197-03-078	0751-05-001	Kaufman	FM 148	Realign existing 2-ln rural undivided roadway to a 2-ln rural undivided roadway	S OF FM 3039	US 175	5/4/2023	\$11,652,228
<b>FY 2023 TOTAL</b>								<b>\$704,610,969</b>

# Ongoing Construction: Ellis County



## SL 9

CCSJ 2964-10-008

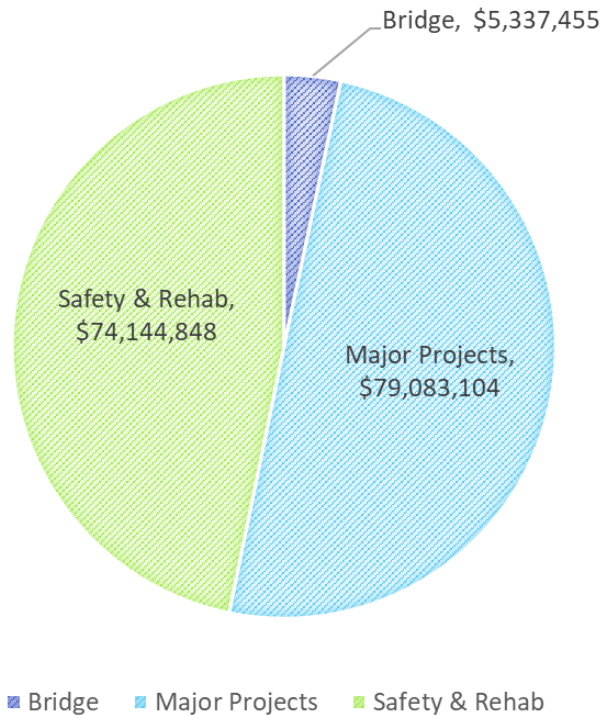
- Construct 0 to 2 lane frontage roads (ultimate 6) including turn lanes from I-35E to IH 45
- \$78MM
- 30% complete



# Upcoming Construction: Ellis & Navarro Counties



FY 2023-2024 LETTING VOLUME BY PROJECT TYPE

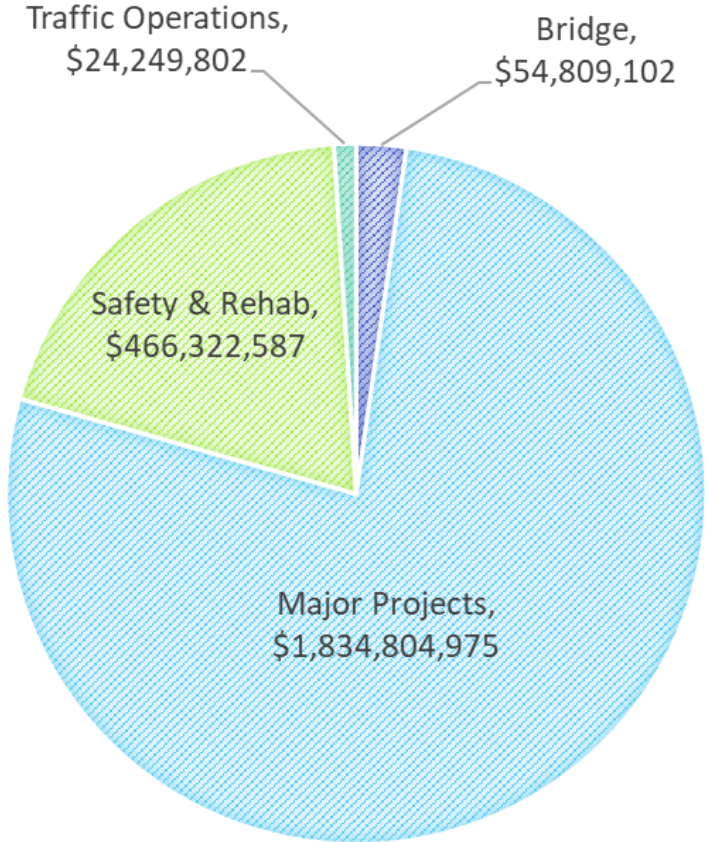


CCSJ	CSJ	COUNTY	HWY	PROJECT DESCRIPTION	LIMITS FROM	LIMITS TO	EST LET DATE	LETTING ESTIMATE
0442-03-042	0442-03-044	Ellis	IH 35E	CONSTRUCT INTERCHANGE AT LOOP 9 AND IH 35E	REESE DRIVE	DALLAS COUNTY LINE	9/6/2023	\$20,435,564
	0442-03-042	Ellis	IH 35E	RECONSTRUCT INTERCHANGE	AT FM 664	.		\$58,647,540
<b>FY 2024 TOTAL</b>								<b>\$79,083,104</b>





## FY 2023-2024 LETTING VOLUME BY PROJECT TYPE



■ Bridge ■ Major Projects ■ Safety & Rehab ■ Traffic Operations



## Maintenance

- 118 total contracts let
- \$77MM
- Type of work:
  - Mowing
  - Sweeping and debris removal
  - Pothole repair
  - Flexible and concrete pavement repair
  - Bridge maintenance
  - Miscellaneous concrete repair
  - Tree trimming
  - Pavement markings

## Materials

- 30 total contracts let
- \$3.5MM
- Type of work:
  - Asphalt emulsion
  - Hotmix
  - Salt
  - Flexbase
  - Aggregate



**Brenan Honey, P.E.**  
Director of Construction  
TxDOT, Dallas District  
[Brenan.Honey@txdot.gov](mailto:Brenan.Honey@txdot.gov)  
(214) 319-6515

Please feel free to contact me for  
more information.

**Thank You!**



# Construction Projects in The Fort Worth District

Michael Gage, P.E.

Alternative Delivery Supervisor

Since Nov. 7, 2000, Texas has had at least one death on its roadways every single day.

**#EndTheStreakTX**



Est. Annual Construction Letting: **\$400 million**

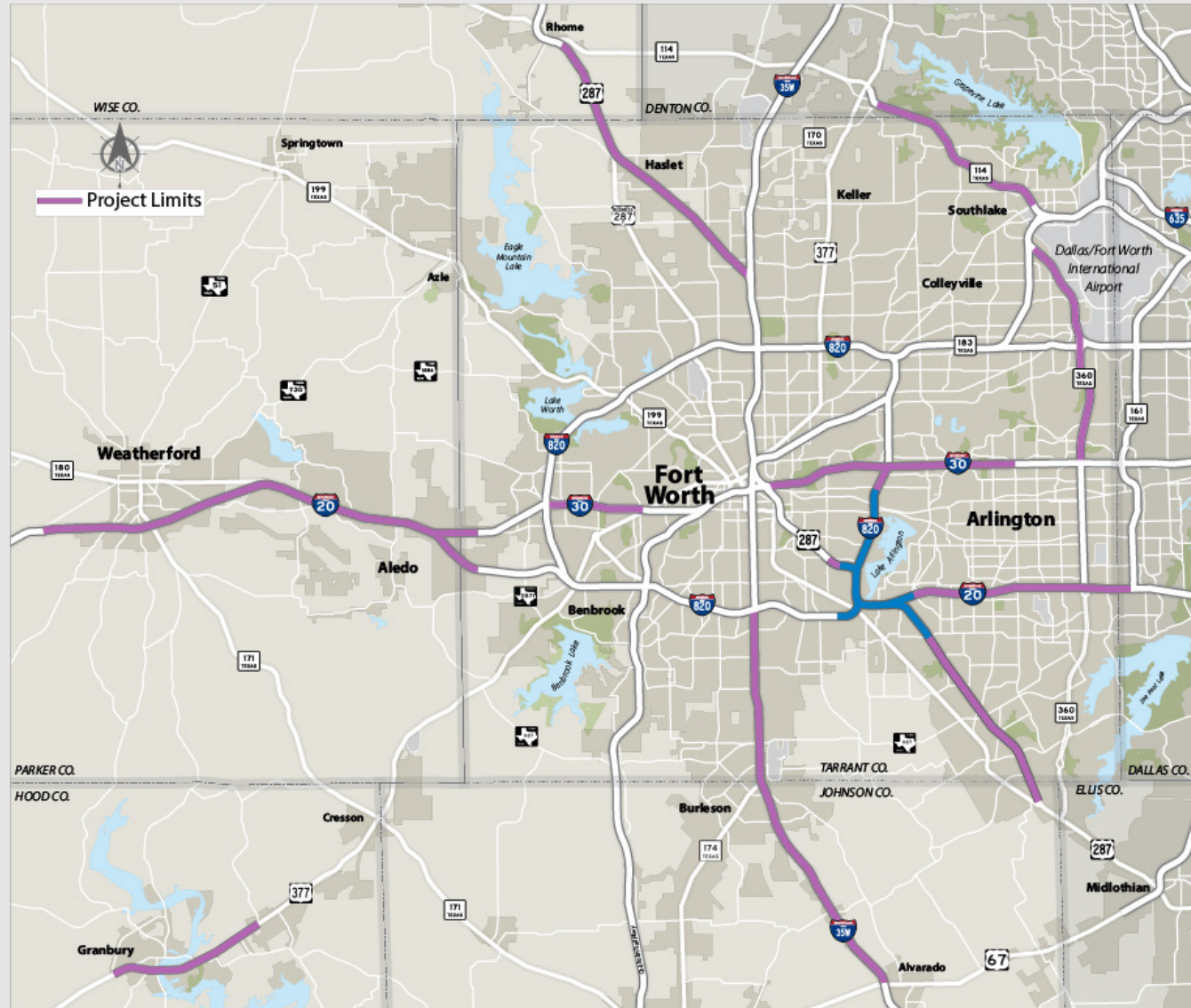
Total Contracts: **\$3.9 billion**

Avg. Annual Maintenance Budget: **\$164 million**



# Ongoing, Starting, and Upcoming Construction TxDOT Fort Worth District

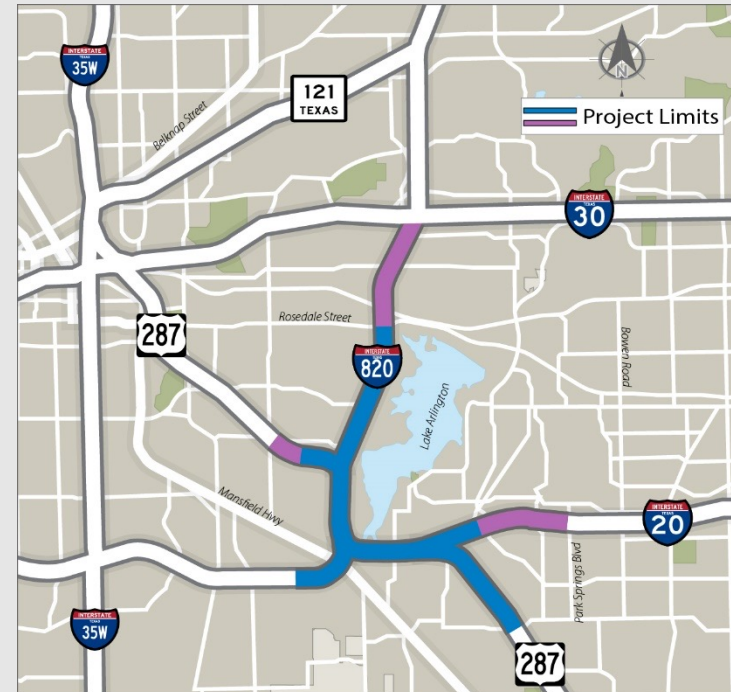
# Congestion Relief Projects – Future, Unfunded







- Reconstruct the I-20, I-820 and US 287 interchanges and add auxiliary lanes and mainlanes (16 total miles)
- Est. design-build cost: \$1.6B
- Construction begins: Spring 2023
- Est. completion: 2027
- Est. deferments: \$710M



# Future I-820 at Craig Street



# Future I-20 at US 287



# Future I-20 at Anglin Drive





## **Schematic**

- Completed: August 2020

## **Environmental**

- Public hearing and environmental clearance: Fall 2020

## **Survey**

- Completed: June 2021

## **Right of Way**

- TxDOT is acquiring all right of way for the project

# I-20 from Park Springs Blvd to SH 161



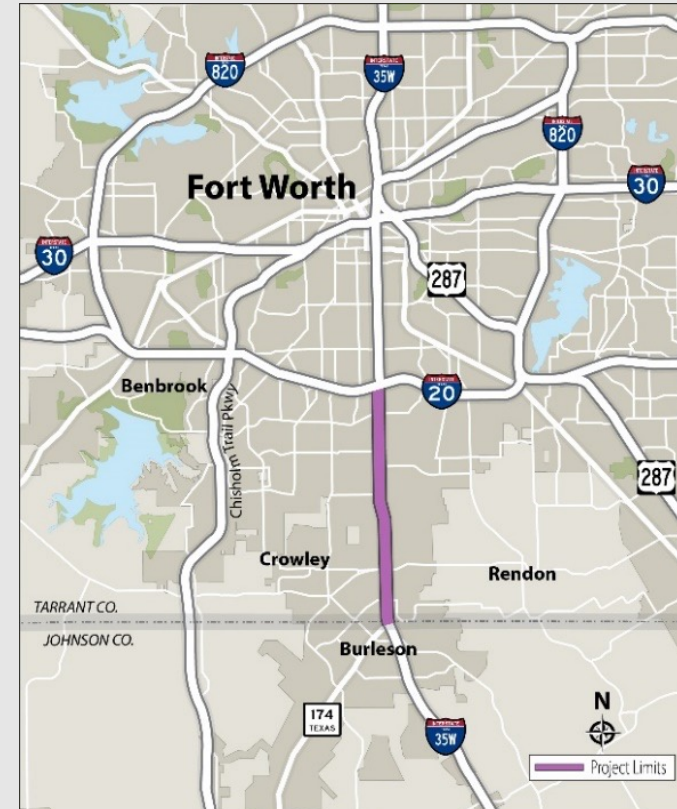
- Under schematic and environmental assessment
- Add capacity
- Operational improvements
- Center Street access
- Est. cost: \$570M



# I-35W from I-20 to SH 174



- Under schematic and environmental assessment
- Reconstruct and add capacity
- Est. cost: \$724M



Schematic and ENV

Design, ROW, Utilities

Construction



2021

2026

2029

# I-20 from Spur 312 to FM 1187



- Assessing need
- Reconstruct and add capacity
- Est. cost: \$986M

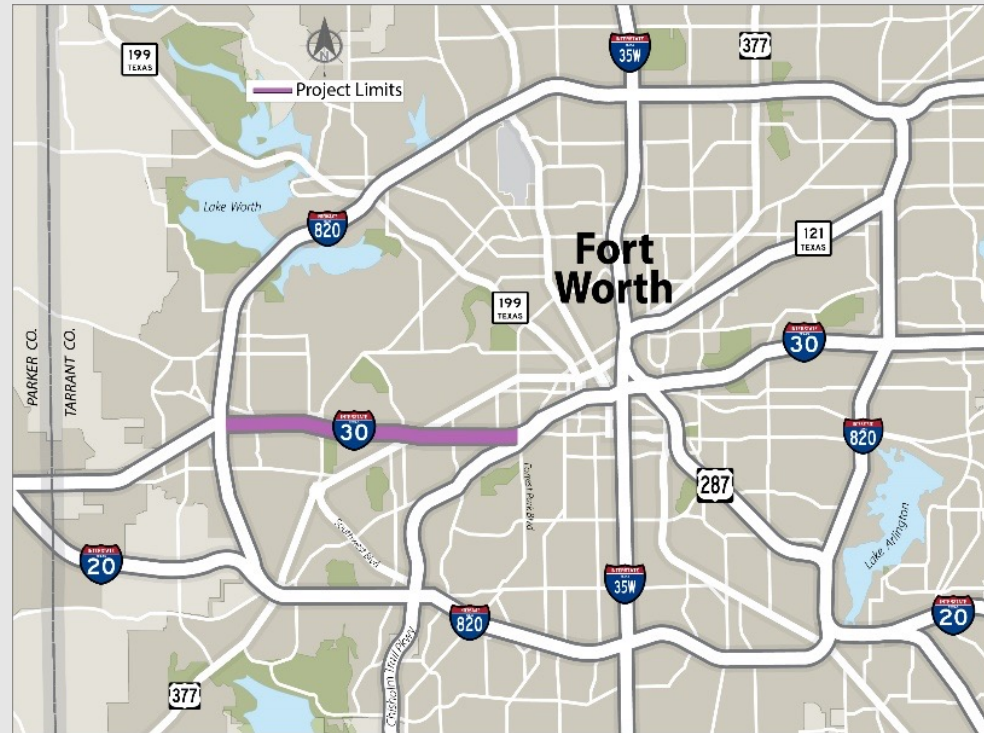




# I-30 from I-820 to Forest Park Drive



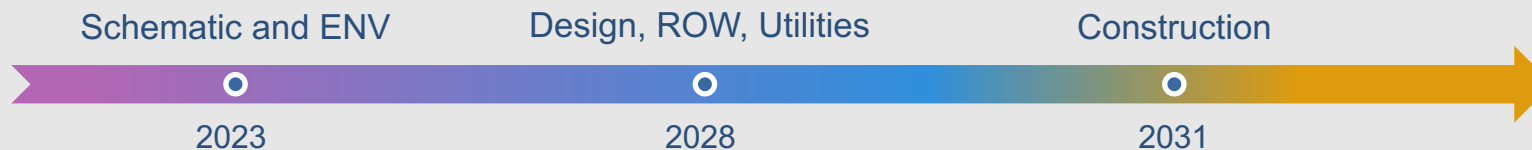
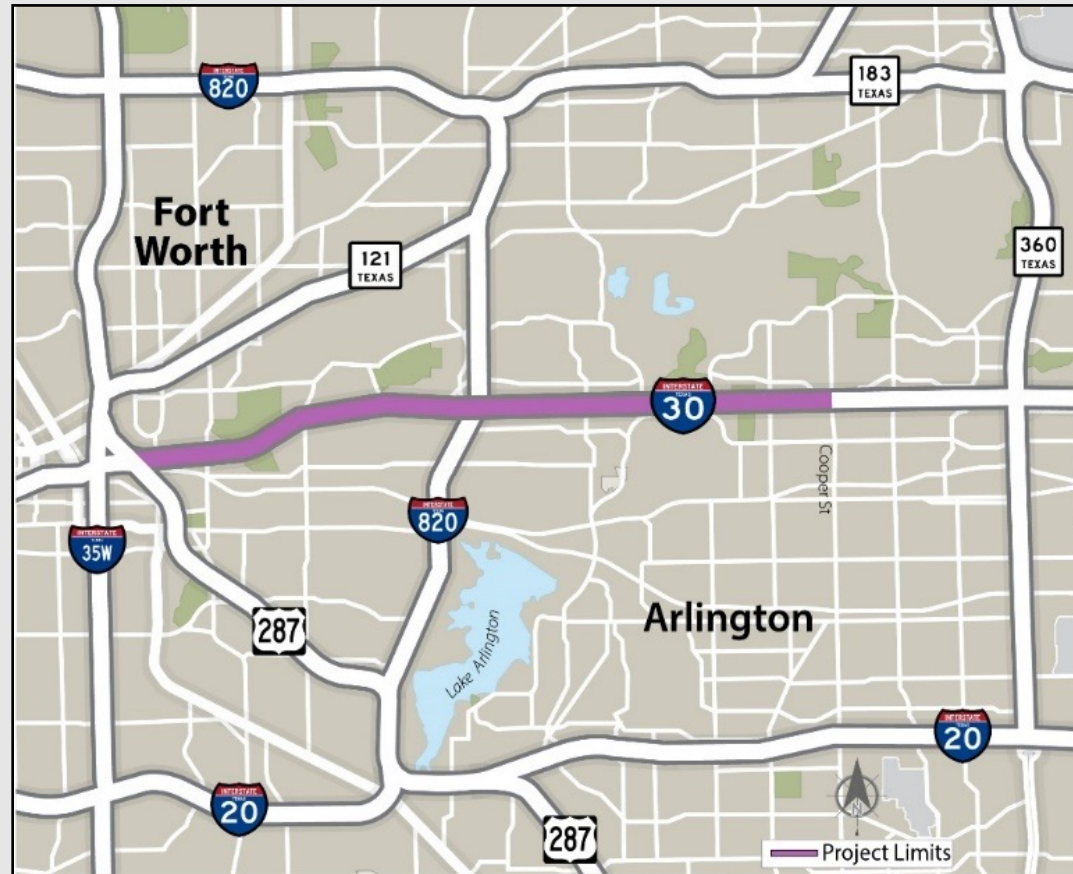
- Under schematic and environmental assessment
- Reconstruct and add capacity
- Est. cost: \$1B



# I-30 from US 287 to Cooper Street

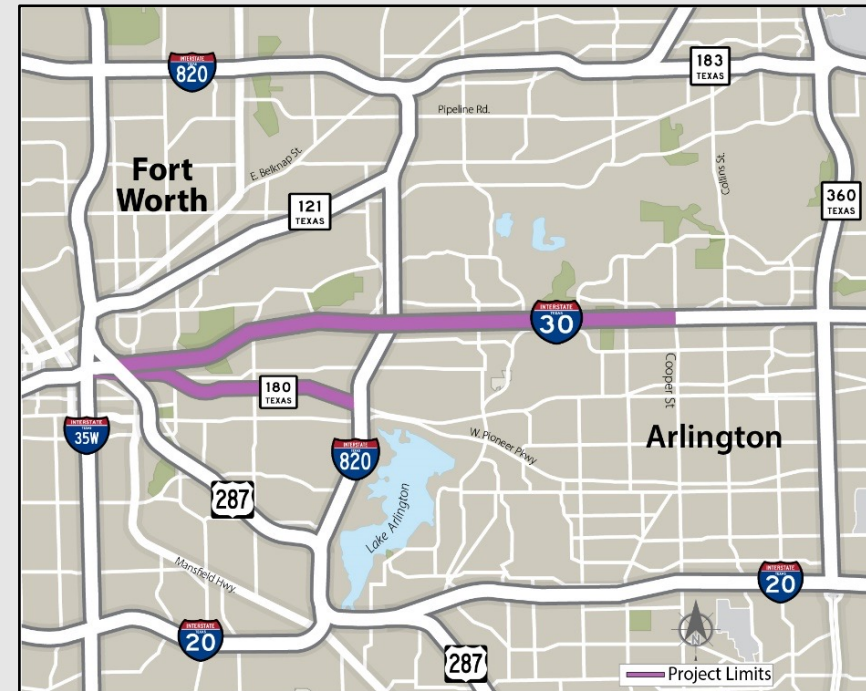


- Assessing need
- Reconstruct and add capacity
- Est. cost: \$1.12B





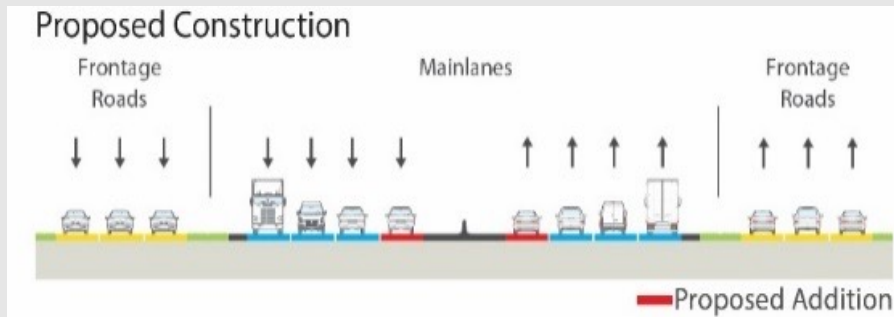
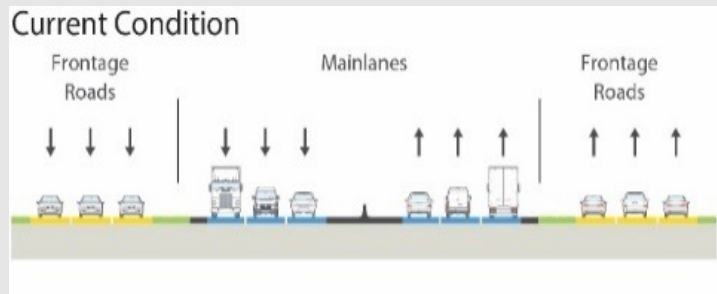
- Assessing need, public involvement to include I-30
- Unique for innovation opportunities
- Change lane configuration – yes, no?
- Partnership with NCTCOG, city of Fort Worth, Trinity Metro
- Est. cost: \$150M
- Schematic/ENV not started



# SH 114 from SH 170 to SH 26



- Environmentally cleared
- Add capacity
- Est. cost: \$65M



Design, ROW, Utilities

Construction



## SH 360 from SH 121 to I-30



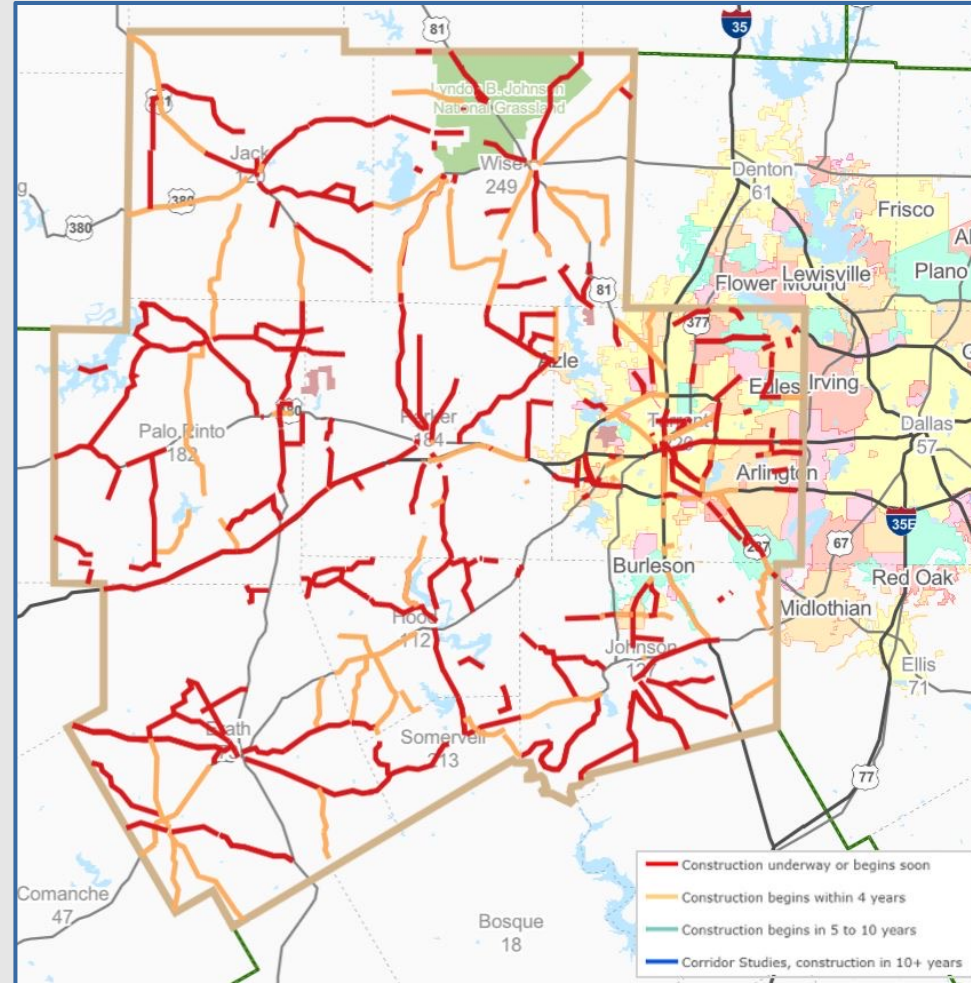
- Under schematic and environmental assessment
- Add capacity
- Operational improvements
- Est. cost: \$365M





## 2023

- Est. award to contractors: \$337M
  - Resurfacing, rehabilitations, traffic signals: \$114M
  - Mobility: \$153M
  - Safety: \$12M
  - Bridges: \$44M
  - Landscaping: \$270K





## Wave 1

- CEI - I-20/I-30
- PSE - US 81

## Wave 2

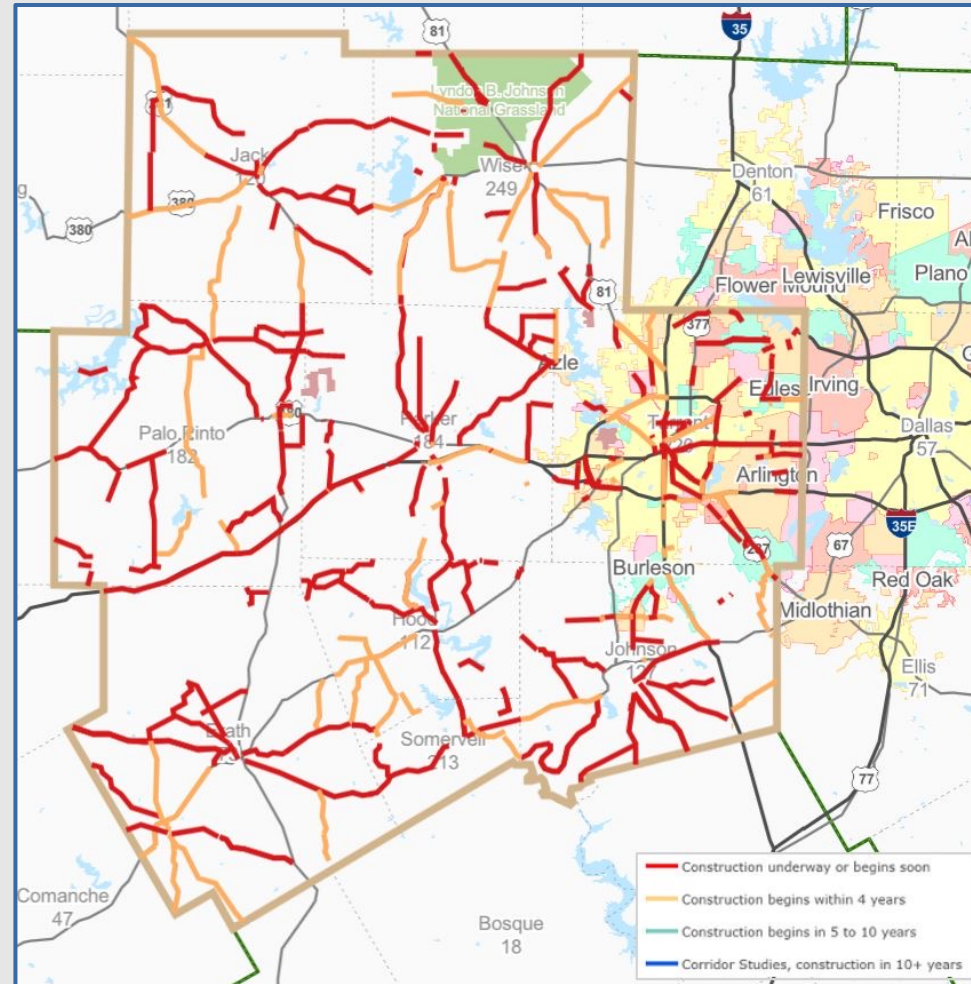
- CEI - Various
- SCH/ENV - FM 51, FM 920, FM 730

## Wave 3

- Surveying - Various

## Wave 4

- SCH/ENV - I-20





**Michael Gage, P.E.**

Alternative Delivery Supervisor

TxDOT, Fort Worth District

[Michael.Gage@txdot.gov](mailto:Michael.Gage@txdot.gov)

(817)-240-1548

Please feel free to contact me for  
more information.

**Thank You!**





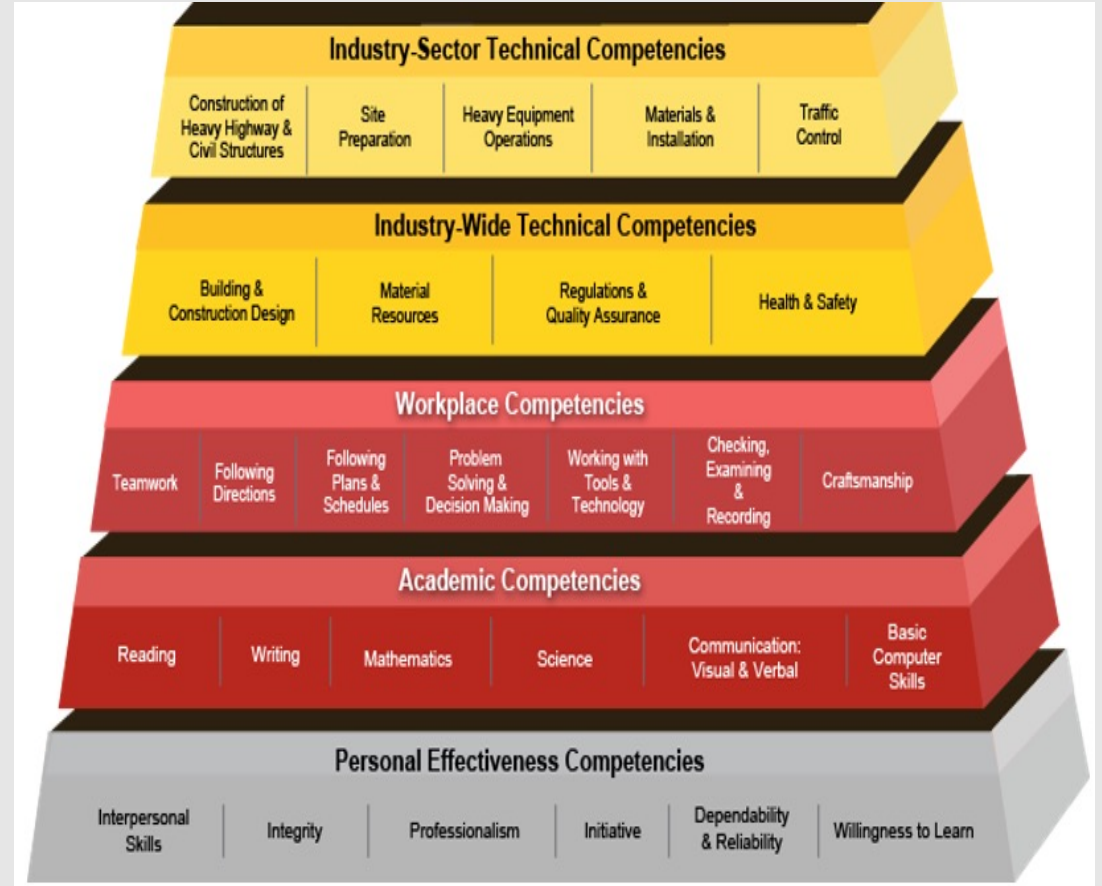
# CONNECTU2JOBS

## Highway Construction Workforce Partnership (HCWP)

Enhancing Quality of Life for All Texans



- Trainee Requirements to enter program
  - Between the ages 18-27
  - Authorized to work in the US
  - Hold a Texas Driver’s License or have the ability to obtain one (resources available)
  - Dallas County Resident
  - Economically disadvantaged youth, Justice involved, (cannot be a violent offense) Future to expand
  - Drug Test – Lone Star Justice Alliance & Employers



# HCWP Goals – Leverage and Improve on Existing Programs



NCCER Curriculum for Lev 1 HEO Cert - 173 hours total		Hrs
<b>CORE (Classroom) Training</b>		
Core	<i>Safety</i>	12.5
Core	<i>Communication Skills</i>	7.5
Core	<i>Employability Skills</i>	7.5
Core	<i>Intro to Materials Handling</i>	5
Core	<i>Blueprint Reading/Construction Drawings</i>	10
Core	<i>Construction Math</i>	10
Core	<i>Hand &amp; Power Tools</i>	20
	<i>(About 6 weeks for core training, at this pace)</i>	<b>72.5</b>
Note	<i>Core classes require more focus and need to be paced out appropriately for better retention. Math classes may need to be spread out over the life of the curriculum.</i>	

- First 5-week schedule (suggested)
- 3 days at college/ 2 days at worksite

- Shift after core curriculum completed
- 3 days at college/ 2 days at worksite

NCCER Curriculum for Lev 1 HEO Cert		Hrs
<b>Technical (Hands On) Training</b>		
Technical	Orientation to the Trade	5
Technical	Heavy Equipment Safety	10
Technical	Identification of Heavy Equipment	5
Technical	Basic Operational Techniques	27.5
Technical	Utility Tractors	17.5
Technical	Intro to Earthmoving	12.5
Technical	Grades	15
Technical	Forklift	7.5
	<i>(6 -7 weeks for technical training, at this pace)</i>	<b>100</b>



- OSHA 10
- Fall Protection
- Core Construction Certificate
- NCCER HEO Level 1 Certificate
- Dallas College Certificate



# Partner Roles

Highway Construction  
Workforce Partnership Pilot Project





Stakeholders*	Role
TxDOT	Hub for strategy development
Workforce Solutions Greater Dallas	Recruiting and funding source, program development
Texas Workforce Commission	Supporting WSGD and TxDOT
Lone Star Justice Alliance	Recruiting source, program development
Dallas College	Host site for training, recruiting source
Texas A&M Transportation Institute	Curriculum development and rural program development
Associated General Contractors	Outreach support and program feedback
Regional Black Contractors Association	Outreach support, recruiting source, and program feedback
Regional Hispanic Contractors Association	Outreach support, recruiting source, and program feedback
Individual Employers	Recruiting for training, Program feedback, hiring from program

\*Does not include all entities that submitted support letters for the grant application

Texas Department of Transportation  
**connect**  
**U2 jobs**





# CONNECTU2JOBS

## Highway Construction Workforce Partnership (HCWP)

### Contact

Kim L. Hunziker

Civil Rights Division

Small Business Workforce Development Analyst

Texas Department of Transportation

200 E. Riverside Dr. | Austin, TX 78704

737-990-9559 | [kim.hunziker@txdot.gov](mailto:kim.hunziker@txdot.gov)

[www.txdot.gov](http://www.txdot.gov)







# RHCA

## LUNCH on 7<sup>th</sup> Floor

November 18, 2022

Join us on Social Media

#DFWRHCA @DFWRHCA



**SAFETY FIRST**  
Coronavirus  
**COVID-19**  
Precautions Followed  
RHCA

# LUNCH!

Join us on Social Media #DFWRHCA @DFWRHCA





# TxDOT

# Alternative Delivery Program

Mo Bur, P.E.

Director of Project Development



November 18, 2022

# Program Quick Facts



## 2007 – 2022 Program Portfolio

- 26 Projects
- \$27.7 Billion Worth
- Over 2,800 lane miles



**15  
PROJECTS**

*Planning /  
procurement /  
D&C*



**\$15.8 BIL**  
*D&C contract  
value*



**11  
PROJECTS**

*O&M*



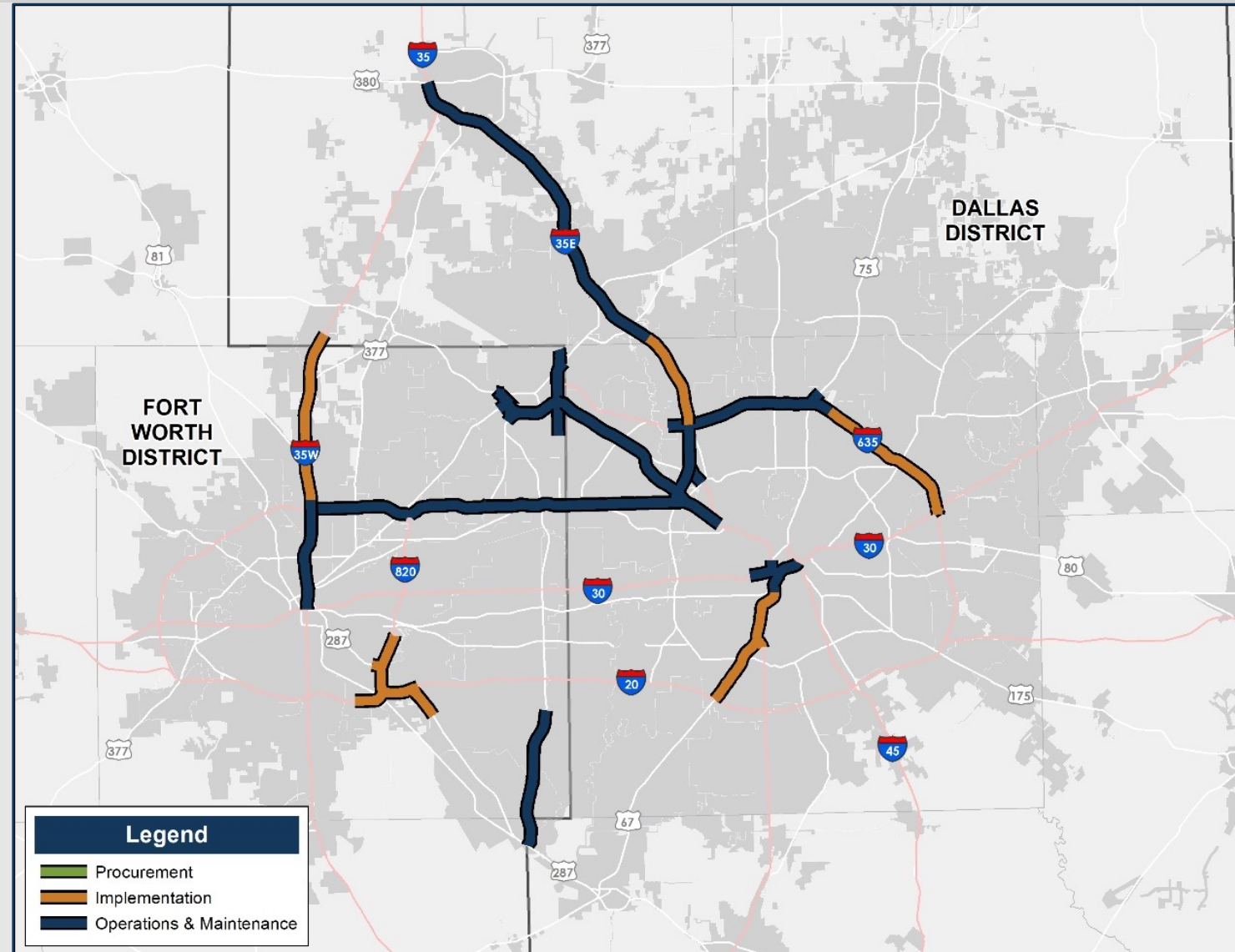
**\$11.8 BIL**  
*D&C contract  
value*

	Date signed	Project	Developer/DB contractor	Project type
1	2/24/2022	Southeast Connector	South-Point Constructors	Design-Build
2	9/17/2021	I-35E Phase 2	Lone Star Constructors	Design-Build
3	7/22/2021	I-35 Northeast Expansion Central	Alamo NEX Construction, LLC	Design-Build
4	8/10/2020	Oak Hill Parkway	Colorado River Constructors	Design-Build
5	8/22/2019	I-2/I-69C Interchanges	Dragados-Pulice J.V.	Design-Build
6	8/22/2019	I-635 LBJ East	Pegasus Link Constructors	Design-Build
7	10/3/2017	SH 249 Extension	Williams Brothers Construction Co.	Design-Build
8	6/30/2017	SH 99 Grand Parkway Segments H, I-1 and I-2	Grand Parkway Infrastructure, LLC	Design-Build
9	6/30/2017	Southern Gateway	Pegasus Link Constructors	Design-Build
10	3/4/2016	SH 288 Toll Lanes Project in Harris County	Blueridge Transportation Group	CDA Concession
11	9/28/2015	US 181 Harbor Bridge Replacement	Flatiron-Dragados USA, J.V.	CDA Design-Build
12	5/15/2015	SH 360 Project	Lane - Abrams Joint Venture	Design-Build
13	11/20/2014	Midtown Express - SH 183 Managed Lanes	SouthGate Mobility Partners, LLC	CDA Design-Build
14	8/29/2014	SH 71 Express Toll Lanes	McCarthy Building Companies, Inc.	Design-Build
15	8/22/2014	Loop 375 Border Highway West Extension	Abrams - Kiewit Joint Venture	CDA Design-Build
16	2/10/2014	Energy Sector Roadway Repair Project	ESR2P Builders, LLC	Design-Build
17	12/5/2013	Loop 1604 Western Extension Project	Williams Brothers Construction Company, Inc.	Design-Build
18	7/30/2013	US 77 Upgrade from Kingsville to Driscoll	Austin-Bay, J.V.	Design-Build
19	5/17/2013	I-35E Managed Lanes	AGL Constructors	CDA Design-Build
20	3/22/2013	SH 99 Grand Parkway Segments F-1, F-2, and G	Zachry-Odebrecht	CDA Design-Build
21	3/1/2013	North Tarrant Express / I-35W	NTE Mobility Partners Segments 3, LLC	CDA Concession
22	2/20/2013	Horseshoe Project	Pegasus Link Constructors	Design-Build
23	10/6/2009	DFW Connector	NorthGate Constructors, J.V.	CDA Design-Build
24	9/4/2009	LBJ-635 Express Corridor	LBJ Infrastructure Group	CDA Concession
25	6/23/2009	North Tarrant Express	NTE Mobility Partners	CDA Concession
26	3/22/2007	SH 130 (Seg. 5 & 6)	SH 130 Concession Company, LLC	CDA Concession



## 2007 – 2022 Alternative Delivery Projects

- 12 - Total Projects
  - 9 - Design Build/CDA DB
  - 3 - Concession CDA



# DB Cadence (2022 – 2031)



FY 2022 – 2023 Biennium; 3 Projects; \$2.9B DB Cost Estimate			
	'22-i	'22-ii	'23-i
	I-35E (Ph II)	Southeast Connector	I-35 NEX South
District	Dallas	Fort Worth	San Antonio
DB Cost Est.*	\$641.0M	\$1.59B	\$654.1M
Managed Lanes	Yes	No	Yes
From	I-635	Meadowbrook Dr	South of I-410 North Interchange
To	Denton County Line	I-20	South of I-410 South Interchange
Environmental Clearance	12/2011	09/2020	07/2015
IAJR Approval	2011	02/2021	01/2022

FY 2024 – 2025 Biennium; 0 Projects; \$0.0 DB Cost Est	FY 2026 – 2027 Biennium; 1 Project; \$982M DB Cost Est	FY 2028 – 2029 Biennium; 1 Project; \$1.16B DB Cost Est	FY 2030 – 2031 Biennium; 2 Projects; \$3.4B DB Cost Estimate	
	'27-i	'28-i	'30-i	'31-i
	NHHIP Segment 3C-1 (I-45/I-10 W)	NHHIP Segment 3C-2 (I-69/I-45/I-10 E)	NHHIP Segment 3D (I-69 Corridor)	I-45 NHHIP Seg 1A & 2
	Houston	Houston	Houston	Houston
	\$982.0M	\$1.16B	\$1.59B	\$1.83B
	Yes	Yes	No	No
	West of Taylor St	Main St	I-69: South of I-10 I-45: I-10	I-10
	Main St	Waco St	I-69: I-69/I-45 Interchange I-45: Scott St	Tidwell Rd
	02/2021	02/2021	02/2021	02/2021
	TBD	TBD	TBD	TBD

**Potential Small Design Build Projects FY '24 and '25**

# DB Cadence (Cont'd) – Potential Additional Projects



- There are six additional potential projects to be developed
- Subject to project readiness and funding assessments

Projects - To Be Determined						
	I-30	I-30	I-10 Seg 2 (Downtown 10)	I-14/I-35	I-410 Phase II Interchange	SH 99 Segment B-1
District	Dallas	Fort Worth	El Paso	Waco	San Antonio	Houston
DB Cost Est.*	\$1.10B	\$1.20B	\$750.5M	\$365.0M	\$960.0M	\$700.0M
Managed Lanes	Yes	No	No	No	No	Yes
From	I-45	East of I-35W	Executive Center Blvd	I-14 (Belton)	I-10E Intersection	I-45 S
To	I-635	Cooper St	SL 478 (Copia St)	FM 93 East of Temple	I-10E Intersection	FM 1462

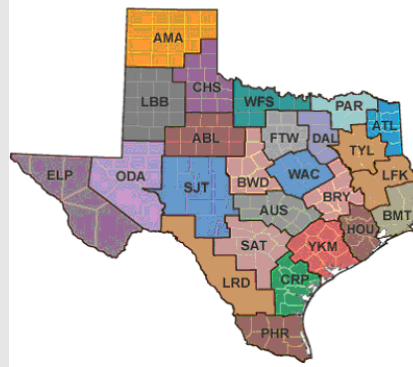
Order of TBD projects is not indicative of procurement order.



## Smaller Design-Build Projects



Allow more contractors to gain Design/Build experience and increase the Design/Build pool



Allow more Districts the opportunity to have projects selected for Design/Build



Allow more projects to get done quicker allowing Design, ROW, and Utilities to be done concurrently



# Other Initiatives/Programmatic Contracts



**Improves design-build contracts and consistency in implementing contracts across the program**

- Developed contract templates in collaboration with the construction industry and FHWA
- Incorporates lessons learned

2016 | 2017 | 2018 | 2019 | 2020 | 2021 | 2022 | 2023

**SAO\*  
AUDIT**

## FINAL SUNSET REPORT

V 1

V 2

V 3

V 4

V 5

**Version 1 –**

- Developed contract templates
- Provides for consistent and predictable commercial terms for industry

**Version 2 –**

- Developed procurement and maintenance contract templates
- Provides additional consistency

**Version 3 –**

- Addressed industry feedback on risk sharing and contract relief terms
- Aligns risk with party best able to manage it

**Version 4 –**

- Further adjusted relief provisions through industry collaboration
- Increases industry participation

**Version 5 –**

- Introduced complex bridge structure requirements
- Enhanced safety requirements
- Added interview process
- Strengthened project schedule requirements

**\* STATE AUDITOR'S OFFICE**

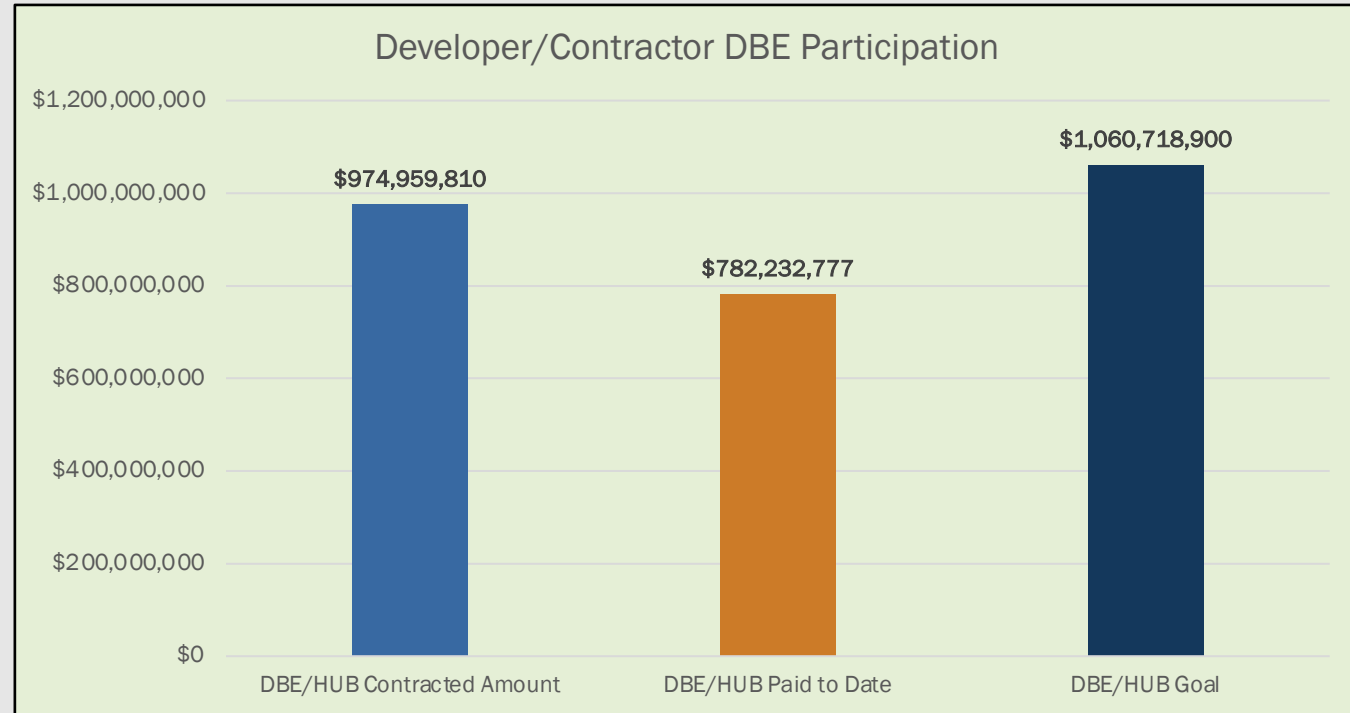


- DB Prime Contractors
- Materials and Testing Firms
- Independent Quality Firms
- Owner Verification and Inspection Firms
- Independent Assurance Firms
- General Engineering Consultants
- Procurement Engineers
- Project Controls

# Opportunities for DBEs Since 2016



- There are significant business opportunities through the DB Contractors and Consultants for work administered through the design build program
- Encourage certification as a HUB/DBE/Small Business firm
- Certain professional services must be pre-certified with TxDOT
- Seek information:
  - For certification requirements go to TxDOT Website under “Doing Business”
  - For upcoming project go to the “Planned Design Build Procurement Timeline”





HELP

# #EndTheStreakTX

End the streak of daily deaths on Texas roadways.



[TxDOT.gov](https://www.txdot.gov) (Keyword: #EndTheStreakTX)

#EndTheStreakTX Toolkit

# Panel Discussion Moderator



**Angela Berry Roberson, Esq.**  
WSP USA  
RHCA Parliamentarian

Join us on Social Media

#DFWRHCA

@DFWRHCA





# RHCA

## Alternative Delivery Design Build Panel Discussion

**Mohamed “Mo” Bur, P.E.**  
TxDOT


**Angela Dominguez**  
Renaissance Contractors

**David Hawkins**  
Criado

**Robert M. (Bob) Brown, P.E., DBIA**  
WSP USA

**Brian Salermo**  
Austin Bridge & Road

Join us on Social Media #DFWRHCA @DFWRHCA



# Closing & Survey



**Rey Roca**  
MPO Solutions  
RHCA Vice Chair

Join us on Social Media #DFWRHCA @DFWRHCA



# Please Complete Survey



Join us on Social Media

#DFWRHCA @DFWRHCA



**SAFETY FIRST**  
Coronavirus  
**COVID-19**  
Precautions Followed  
RHCA