



# RHCA

## Heavy Highway & Transportation Forum Houston/Beaumont

### Partnering Organizations



### Sponsors



October 20, 2023

Join us on Social Media #DFWRHCA @DFWRHCA



# Welcome



**Julio Florez**  
RHCA VP of Programs

Join us on Social Media #DFWRHCA @DFWRHCA






**HEAVY HIGHWAY & TRANSPORTATION FORUM**  
HOUSTON/BEAUMONT | FRIDAY OCTOBER 20, 2023

SHARE YOUR PHOTOS WITH US!



Join us on Social Media #DFWRHCA @DFWRHCA





# REGIONAL HISPANIC CONTRACTORS ASSOCIATION

**2023 - 2024**

TEXAS 88TH LEGISLATIVE STRATEGIC AGENDA  
A PUBLIC POLICY PLATFORM

The Regional Hispanic Contractors Association (RHCA) is the largest Hispanic Contractors Association in the United States. We are committed to contributing to the growth and success of our members and partners in the Architectural, Engineering, and Construction (A/E/C) industry. The RHCA encompasses a diverse membership that genuinely shows the face of the Texas business community today.

## **Tracking 183 Bills**

The RHCA reviews all bills that are filed for potential impact on its members and the construction industry.

## **Frontline Advocacy**

The RHCA takes action by 1) submitting Written Testimony, 2) going on the record to support or oppose a bill, 3) testifying in person, or 4) monitoring the bills.

Join us on Social Media

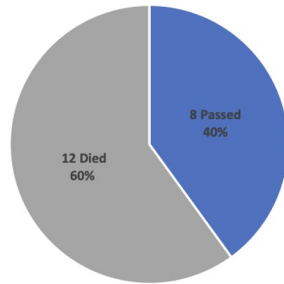
#DFWRHCA

@DFWRHCA

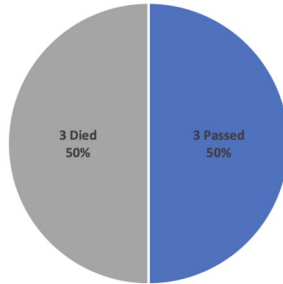


## Bills – RHCA Went on the Record

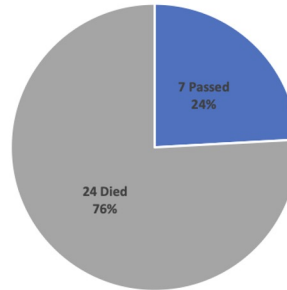
Supported



Opposed



Monitored




Passed	Died
• HB 609	• HB 857
• HB 679	• HB 1418
• HB 1440	• HB 1864
• HB 1859	• HB 2058
• HB 2453	• HB 2265
• HB 2518	• HB 2266
• HB 2965	• HB 2598
• HB 3485	• HB 2928
	• HB 4301
	• HB 4390
	• SB 592
	• SB 2179

Passed	Died
• SB 17	• HB 5140
• SB 18	• SB 814
• SCR 26	• SB 1621

Passed	Died
• HB 1466	• HB 94
• HB 1703	• HB 406
• HB 2334	• HB 759
• HB 4559	• HB 778
• SB 833	• HB 865
• SB 1399	• HB 926
• HB 4123	• HB 1054
	• HB 1055
	• HB 1392
	• HB 1787
	• HB 1963
	• HB 2350
	• HB 2408
	• HB 2409
	• HB 2429
	• HB 2586
	• HB 2657
	• HB 2702
	• HB 2843
	• HB 3624
	• HB 4389
	• HJR 27
	• HJR 155
	• SB 816

10  
6/15/2023



**TEXAS DEPARTMENT OF TRANSPORTATION**

**DELIVERING ON OUR TRANSPORTATION FUTURE**

**88<sup>TH</sup> REGULAR LEGISLATIVE SESSION (2023)  
SUMMARY OF ENACTED TRANSPORTATION AND  
GENERAL GOVERNMENT LEGISLATION**

TEXAS

Texas Department of Transportation

**INDEX OF BILLS**

HOUSE BILLS		HOUSE BILLS		SENATE BILLS	
BILL #	PAGE #	BILL #	PAGE #	BILL #	PAGE #
HB 1	9	HB 3045	73	SB 30	10
HB 139	78	HB 3075	41	SB 222	89
HB 898	34	HB 3099	73	SB 271	96
HB 915	87	HB 3106	73	SB 505	18
HB 923	73	HB 3108	73	SB 510	85
HB 975	73	HB 3130	83	SB 621	98
HB 1198	35	HB 3156	22	SB 768	99
HB 1199	36	HB 3444	26	SB 1001	29
HB 1277	54	HB 3556	42	SB 1002	31
HB 1305	73	HB 3672	73	SB 1021	24
HB 1368	73	HB 3989	23	SB 1023	46
HB 1817	92	HB 4015	9	SB 1093	51
HB 1885	37	HB 4122	44	SB 1260	59
HB 1913	73	HB 4422	27	SB 1308	47
HB 1964	39	HB 4510	84	SB 1364	70
HB 1968	73	HB 4797	45	SB 1376	90
HB 2060	95			SB 1499	19
HB 2083	73			SB 1524	60
HB 2157	88			SB 1527	48
HB 2170	63			SB 1716	61
HB 2190	40			SB 1732	32
HB 2230	14			SB 1741	71
HB 2518	65			SB 1869	67
HB 2590	73			SB 1893	100
HB 2691	79			SB 2144	56
HB 2835	73			SB 2200	49
HB 3013	23			SB 2601	68
HB 3033	80			SCR 2	20



For bill language, history, and other resources please see the official Texas Legislature Online (TLO) website. [www.capitol.texas.gov](http://www.capitol.texas.gov)

Join us on Social Media #DFWRHCA @DFWRHCA



Representative Carrie Isaac



Representative Sam Harless



Representative Charles "Doc" Anderson



Representative Todd Hunter

Join us on Social Media #DFWRHCA @DFWRHCA





Join us on Social Media #DFWRHCA @DFWRHCA







Join us on Social Media

#DFWRHCA

@DFWRHCA





RHCA Board members Juan Valles, Rey Roca, Veronica Munoz, Hector Ruiz, and Senator Carol Alvarado of District 6



RHCA Board Member Rey Roca and Representative Hugh Shine of District 55



Join us on Social Media

#DFWRHCA

@DFWRHCA





**RHCA's delegations along with delegations of other advocacy organizations**

**Join us on Social Media**



**#DFWRHCA**

**@DFWRHCA**



# Heavy Highway & Transportation Forum Houston/Beaumont

Partnering Organizations



October 20, 2023

Join us on Social Media #DFWRHCA @DFWRHCA



# Heavy Highway & Transportation Forum Houston/Beaumont

## Sponsors

webber



Join us on Social Media #DFWRHCA @DFWRHCA





**webber**

**John Schneider, P.E.**



### Highways + Bridges

Webber is one of the largest and most trusted contractors in the nation, and has over 50 years of experience in bridge and highway construction.



### Railroad + Transit

The railroad footprint in America is expanding and whether new track is needed or existing track needs repairing, Webber is ready to work.



### Aviation

Webber's specialized expertise in airport infrastructure enables us to provide design services ranging from airfield improvement to multi-million pound runway development.



### Ports + Marine

Being based in a coastal region has enabled our company to work on a variety of maritime infrastructure solutions over the years.

- Texas Dept. of Transportation (TXDOT)
- North Texas Tollway Authority (NTTA)
- Harris Co. Tollway Authority (HCTRA)
- Arkansas Dept. of Trans. (AHTD)
- Oklahoma Dept. of Trans. (ODOT)
- Northeast TX Regional Mobility Authority (NETRMA)
- Central Texas Regional Mobility Authority (CTRMA)


- BNSF Railroad
- UPRR Railroad
- Dallas Area Rapid Transit (DART)

- Houston Airport System (HAS)
- Dallas Ft Worth Airport (DFW)
- Dallas Love Field
- San Antonio Airport
- Tyler Pounds Airport

- Port of Houston
- Port of Galveston
- Port of Corpus Christi

# Self Perform Scopes

- ✓ Earthwork
- ✓ Storm Utilities
- ✓ Concrete Paving
- ✓ Bridges
- ✓ Walls



# webber



webber



# Subcontracting Opportunities

- ✓ Erosion Control
- ✓ Demolition
- ✓ Wet Utilities
- ✓ Asphalt Paving
- ✓ Rebar Tying
- ✓ Concrete Flatwork
- ✓ MBGF/Crash Cushions
- ✓ Electrical
- ✓ Signage
- ✓ Pavement Markings
- ✓ Mowing
- ✓ Trucking



webber



webber

# Future Bidding Opportunities

Date	District	County	CSJ #	Description	Contract Value
Dec '23	Yoakum	Wharton	0089-07-154	US 59	\$327,000,000
Feb '24	Houston	Harris	3510-06-027	SH 99	\$61,000,000
March '24	Beaumont	Chambers	1024-01-077	FM 565	\$42,000,000
March '24	Houston	Fort Bend	0027-12-160	I-69	\$59,000,000
May '24	Beaumont	Liberty	0028-03-111	US 90	\$33,000,000
May '24	Beaumont	Jefferson	0028-13-135	I-10	\$450,000,000
May '24	Houston	Harris	0028-02-074	US 90	\$79,000,000
May '24	Yoakum	Matagorda	0179-04-104	SH 36	\$15,000,000
May '24	Yoakum	Colorado	0271-01-083	I-10	\$503,000,000
June '24	Houston	Galveston	3049-01-022	FM 646	\$76,000,000
July '24	Bryan	Brazos	0049-12-110	SH 6	\$265,000,000
Aug '24	Houston	Harris	0027-09-107	US 90	\$26,000,000
Aug '24	Houston	Montgomery	0110-04-202	I-45	\$37,000,000
Aug '24	Houston	Fort Bend	0271-05-025	I-10	\$145,000,000
Aug '24	Houston	Harris	0271-07-326	I-10	\$250,000,000




# Vendor Registration

- For iPhones and Androids 9 + scan with your camera phone and it will take you to our vendor registration page
- For Androids 8 and below, you will need to download a QR reader from your Google Play store



webber

**Heavy Highway & Transportation Forum Houston & Beaumont  
October 20, 2023**



# REGIONAL HISPANIC CONTRACTORS ASSOCIATION (RHCA) HEAVY HIGHWAY FORUM

---

Eliza C. Paul, P.E.  
District Engineer  
Houston District, TxDOT



TEXAS DEPARTMENT OF TRANSPORTATION

# THE HOUSTON DISTRICT



- HOU maintains and operates a total of 11,084 lane miles of pavement.
  - Cover the distance from Los Angeles to New York and back, twice. [2462 miles each way]
- Motorists in our region drive approximately 208 million miles per day.
  - Motorists in the HOU drive enough miles to get to sun and back every day. (*Sun = 93 million mi from earth*)
- Of that 208 million, there are more than 10 million vehicle miles of daily truck traffic on the Houston District system.
  - The HOU carries enough daily truck traffic to go all the way around the earth 401 times. (*circumference of the earth = 24,900 miles*)





Region's population expected to grow by 66% to 10 million over next 25 years.



The 4<sup>th</sup> largest economy in America and has earned its reputation as the “energy capital” of the world.



Home to world's busiest seaport areas; freight trade hub is set for booming future. Expansion of Panama Canal will increase cargo coming into local ports.

*Tagline and stats from the Greater Houston Partnership – [www.houston.org](http://www.houston.org)*





- Plans, designs, builds, operates and maintains the state transportation system in **six** counties: Brazoria, Fort Bend, Galveston, Harris, Montgomery and Waller.
- Encompasses **5,856** square miles.
- Serves approximately **6.8 million** people.
- Approximately **5.5 million** registered vehicles.
- Current FTE count is appropriately **1,200**.
- **Seven** area offices and **nine** maintenance sections.
- Operation of the **Galveston/Port Bolivar Ferry** Service





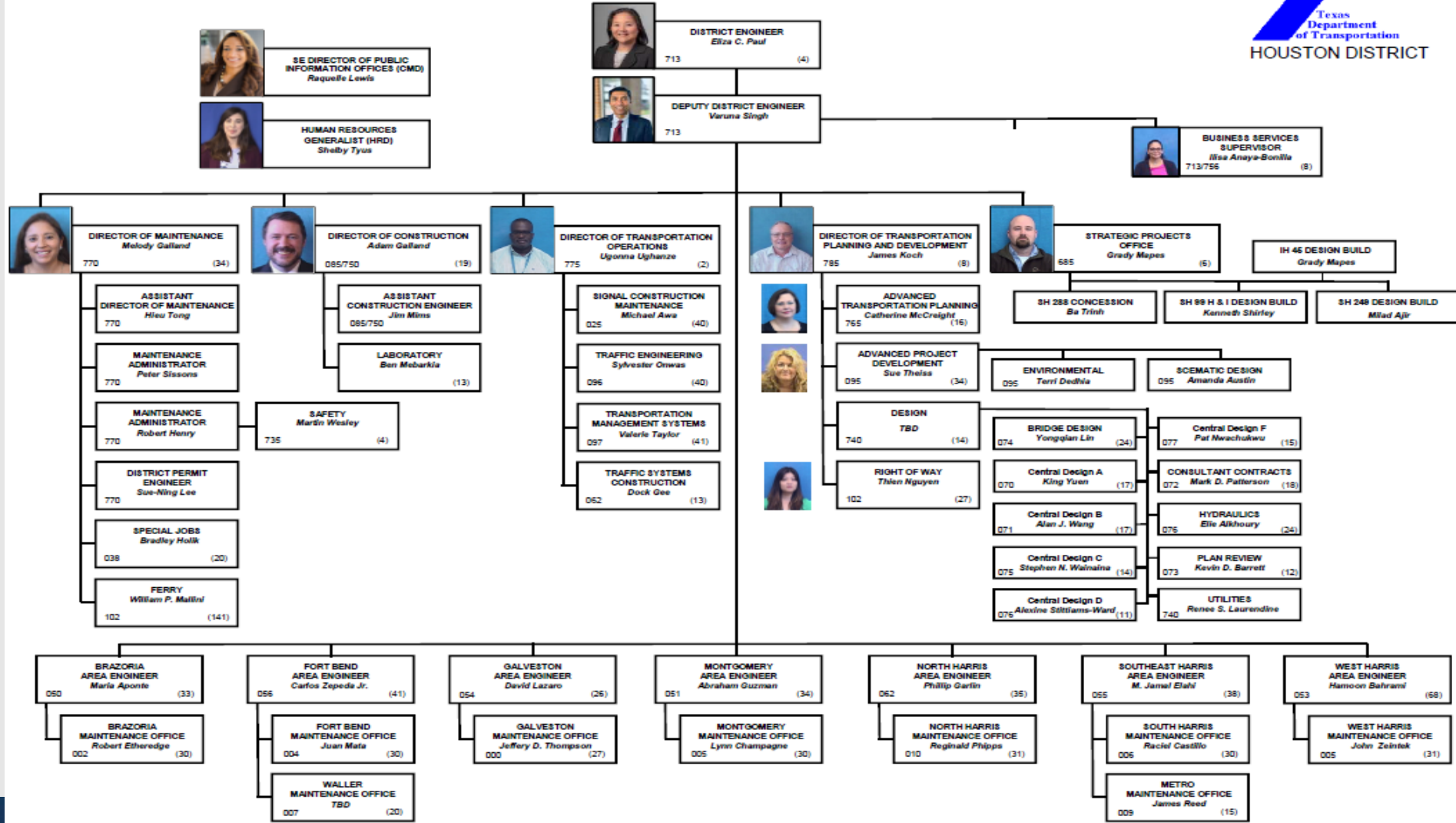
# Houston District Organizational Chart



ORGANIZATIONAL CHART

DISTRICT ENGINEER  
FTE ALLOCATION = 1185

ISSUED



# HISTORIC INVESTING IN TEXAS



**\$142B**

- Historic investment in Texas' transportation system

**\$100.6 billion**

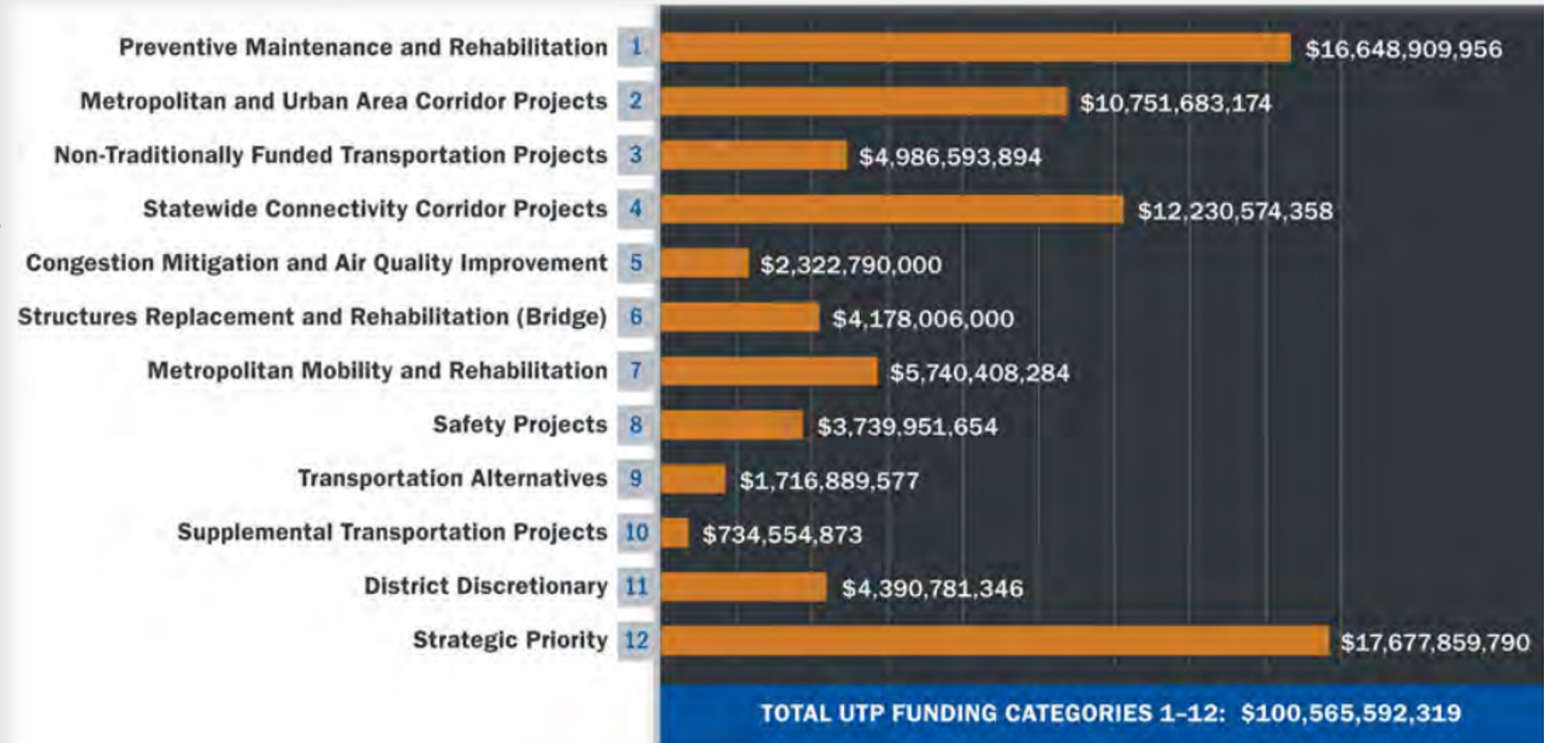
- distributed across the 12 UTP funding categories for construction and maintenance and project development for 7,000+ projects

**\$34.2B**

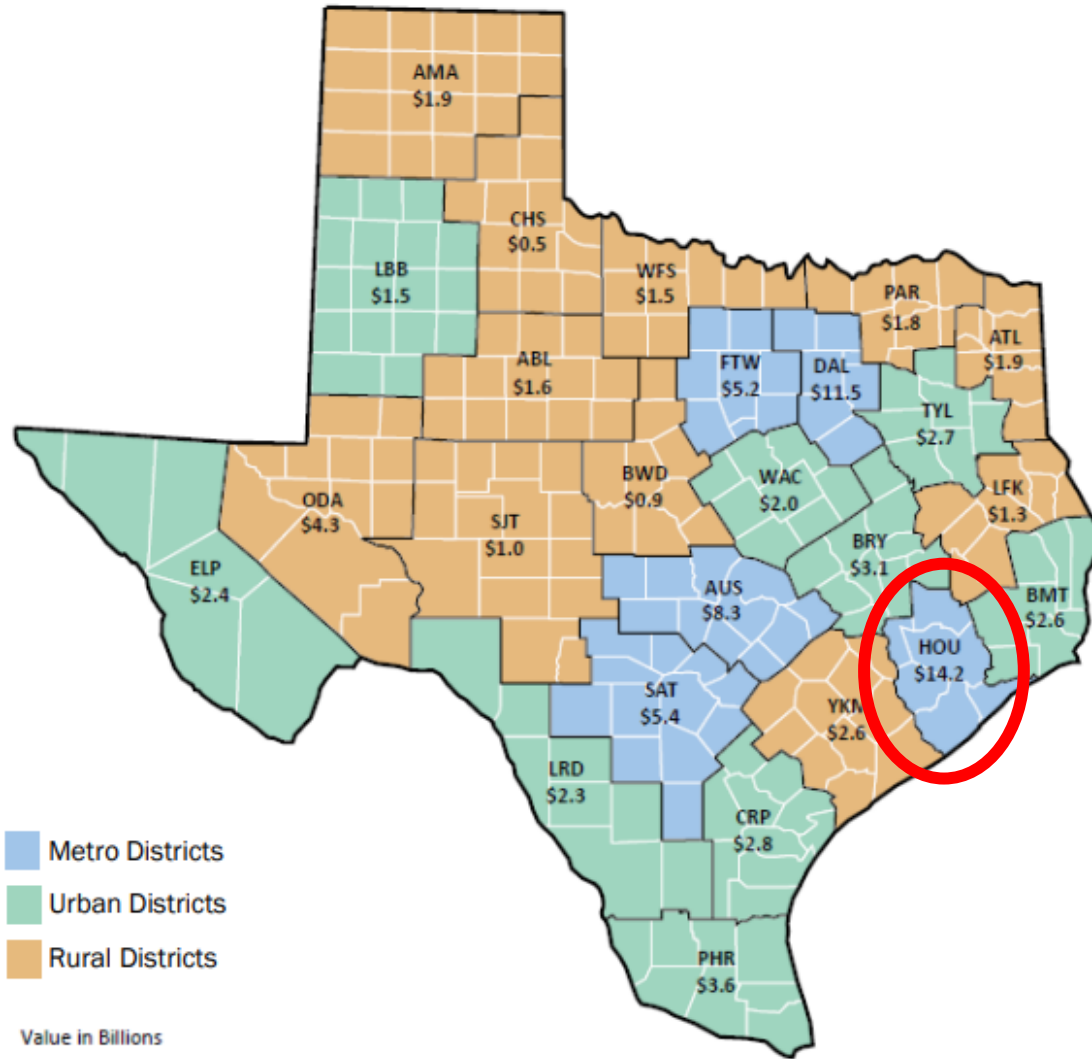
- Guides and authorizes the development of projects estimated to let over the next 10 years, which totals \$34.2 billion

**\$7.5**

- Routine Maintenance Contracts



# 2024 UTP Funding Distribution



District Type	Distribution (\$B)	Population (M)	Area (Sq Miles)	Distribution (%)	Population (%)	Area (%)
Rural	19.2	3.1	125,242	19.1%	10.4%	47.0%
Urban	23.0	6.5	100,199	22.9%	21.6%	37.6%
<b>Metro</b>	<b>44.7</b>	<b>20.5</b>	<b>41,049</b>	<b>44.4%</b>	<b>68.0%</b>	<b>15.4%</b>
Statewide	8.7			8.7%		
Category 3	5.0			5.0%		
<b>Total</b>	<b>\$100.6</b>	<b>30.2</b>	<b>266,491</b>	<b>100.0%</b>	<b>100.0%</b>	<b>100.0%</b>

Statewide includes remaining balances in categories 4R, 6, 8, 9, 10 and 12.

Rural, Urban and Metro are TxDOT District types and do not indicate actual rural vs. urban areas. Most districts combine a mixture of rural and urban areas.





## Highway Improvement Projects Completed On Time/On Budget September Through August

FY 22

Percent on Time 71%

Percent on Budget 80%

FY 23

Percent on Time 67%

Percent on Budget 79%

## Highway Improvement Projects Completed On Time/On Budget With Change Orders September Through August

FY 22

Percent on Time 90%

Percent on Budget 95%

FY 23

Percent on Time 86%

Percent on Budget 95%





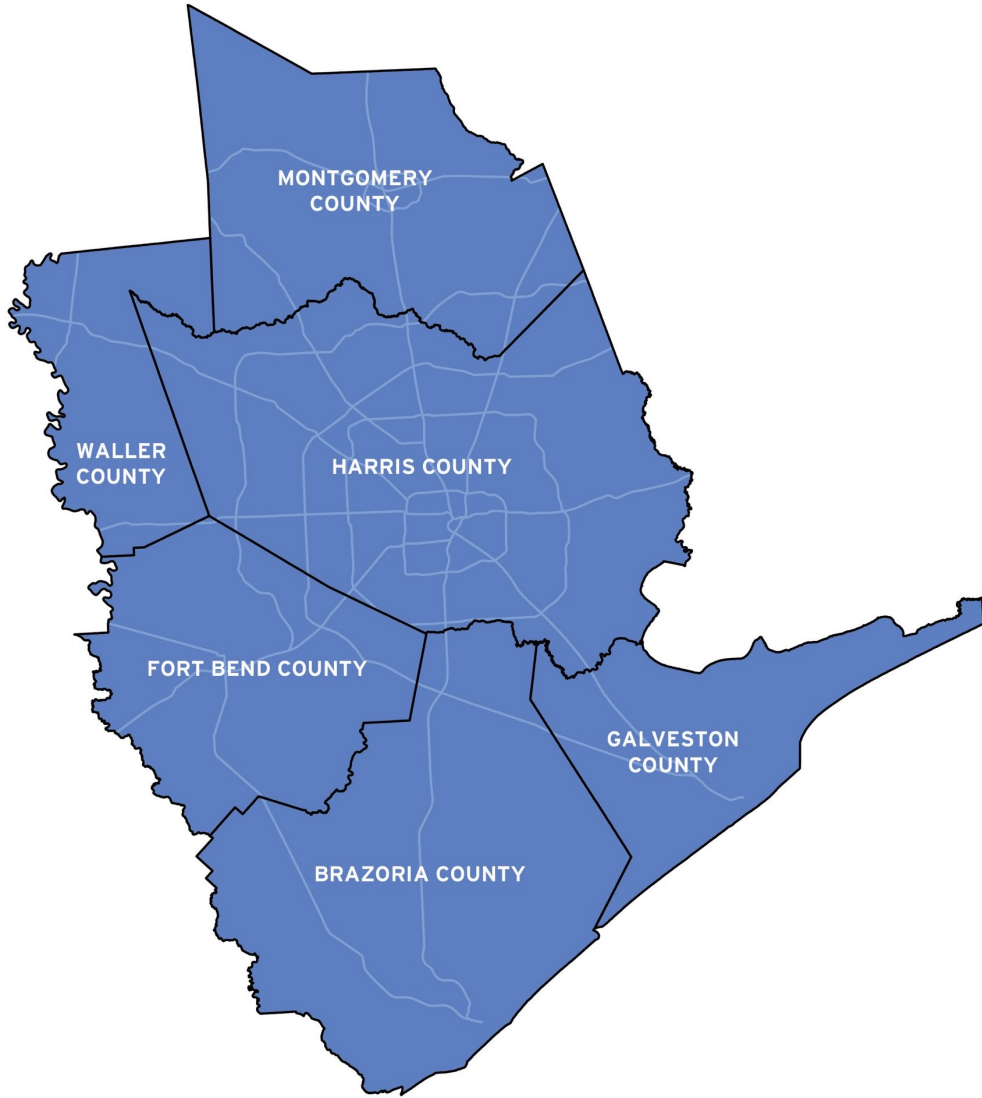
The 2023 UTP provided the Commission the **ability to authorize up to 25% additional funding** on projects in **Categories 2, 4, and 12**. This provision helped account for unprecedented increases in highway construction costs.

## Recommendations for the 2024 UTP

- FY 2024 proposed to serve as a transition year
- Plan to be used only in exceptional circumstances
- Category
  - 11CO will be considered before utilizing 25% funding flexibility
- 25% funding flexibility has helped achieve our letting targets
  - Will help maintain the integrity of Category 1

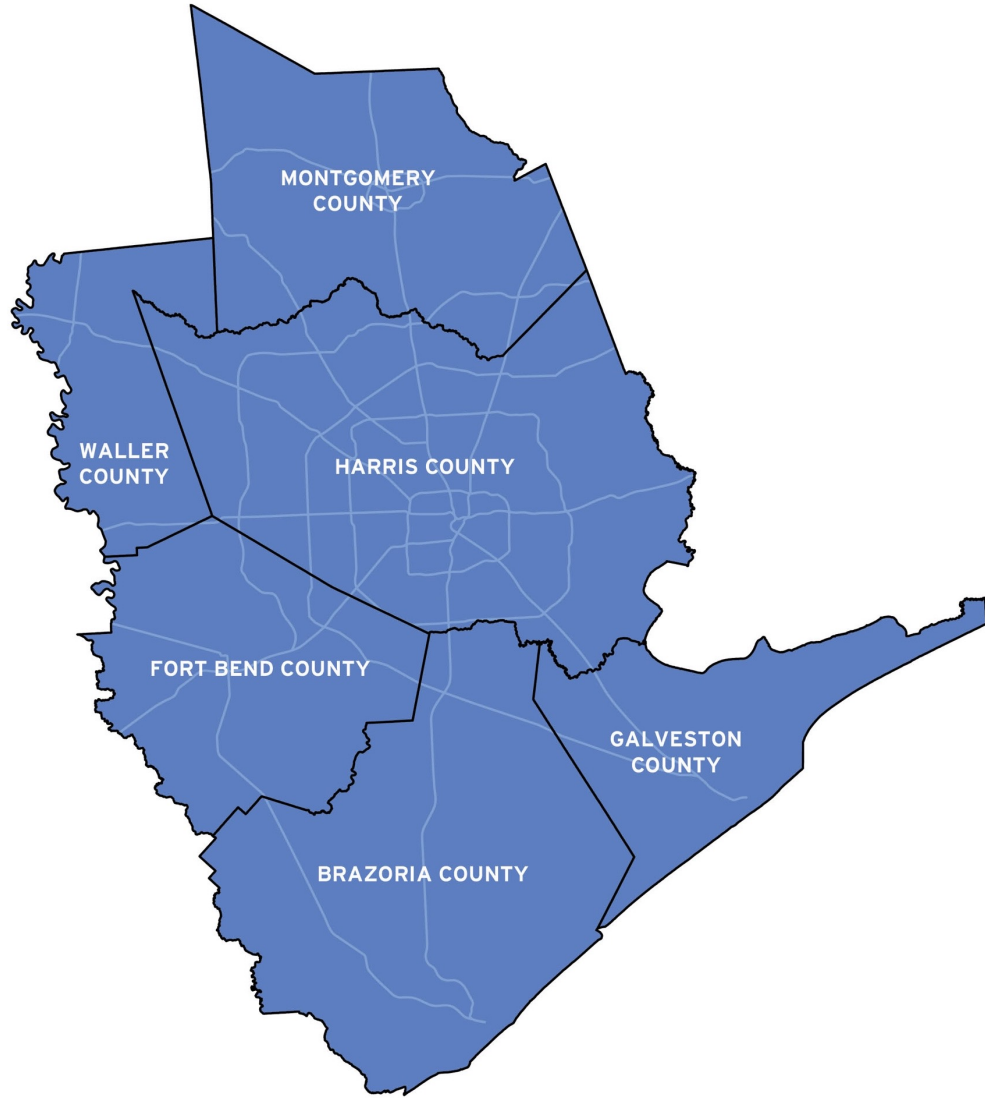
# HOUSTON DISTRICT FORECAST

# HOUSTON DISTRICT LETTING VOLUME: NEXT 4 FISCAL YEARS



TxDOT HOUSTON DISTRICT	
Letting Volume Next 4 Fiscal Years	
FY '24 (Sept. '23 thru Aug '24)	\$1.055 B
FY '25 (Sept. '24 thru Aug '25)	\$1.491 B
FY '26 (Sept. '25 thru Aug '26)	\$2.348 B
FY '27 (Sept. '26 thru Aug '27)	\$0.771 B
<b>TOTAL</b>	<b>\$5.665 B</b>

# FISCAL YEAR 2024 (SEPTEMBER 2023 THRU AUGUST 2024)

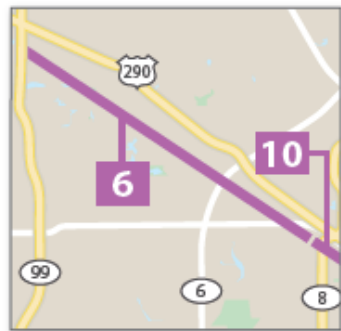
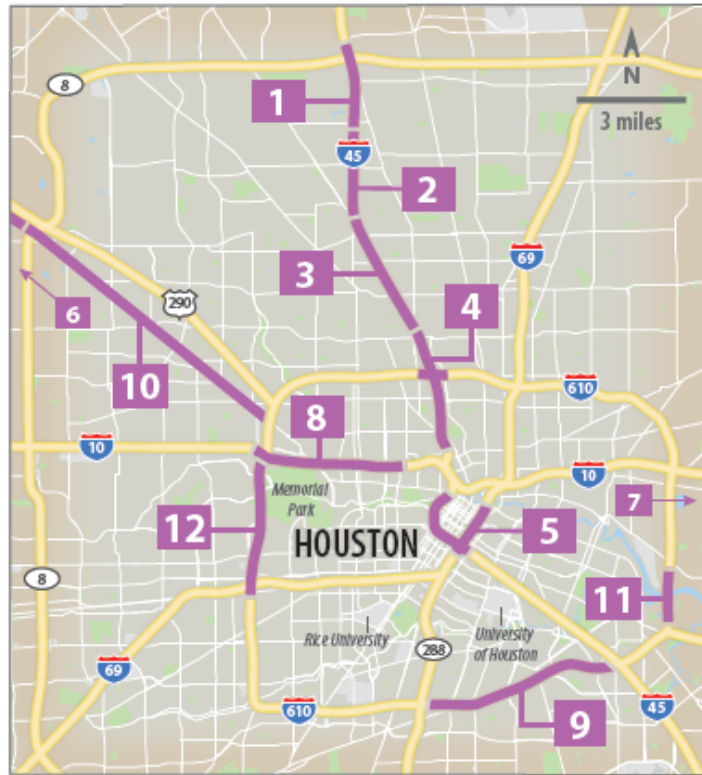


FY 24 QUARTER	LETTING VOLUME
1st Quarter (Sept. '23 thru Nov. '23)	\$25.2 M
2nd Quarter (Dec. '23 thru Feb. '24)	\$144.7 M
3rd Quarter (Mar. '24 thru May '24)	\$195.9 M
4th Quarter (June '24 thru Aug. '24)	\$689.3 M
<b>Total</b>	<b>\$1.055 B</b>



**ON THE HORIZON**

# TEXAS CLEAR LANES FUTURE PROJECTS



TEXAS CLEAR LANES PROJECTS (FUTURE POTENTIAL PROJECTS UNFUNDED OR PARTIALLY FUNDED)													
#	Project Highway	Project Limits	Description	Top 100 Congestion Ranking <sup>1</sup>	Total Proj. Cost	CST Cost	CST CL Funding	Other CST Funding <sup>4</sup>	CST Funding Gap 2024 UTP Request	Current Stage	B/C Ratio	CST Start <sup>2</sup>	CST Compl. <sup>3</sup>
1	IH-45 (NHHIP - 1D <sup>2</sup> )	South of West Road to SL 8	Reconstruct IH-45 GP and FR & add new non-tolled managed lanes 2 miles (0110-06-132)	(D) 15 (I) 8, 22	\$556.4 M	\$350.1 M	---	---	\$350.1 M	P	3.1	2028	2032
									\$0.0 M				
2	IH-45 (NHHIP - 1C <sup>2</sup> )	Shepherd Drive to West Road	Reconstruct IH-45 GP and FR & add new non-tolled managed lanes 2.5 miles (0110-06-139)	(D) 15 (I) 8, 22	\$866.4 M	\$530.9 M	---	---	\$530.9 M	P	3.1	2029	2033
									\$0.0 M				
3	IH-45 (NHHIP - 1B <sup>2</sup> )	Airline Drive to Shepherd Drive	Reconstruct IH-45 GP and FR & add new non-tolled managed lanes 2.5 miles (0500-03-446)	(D) 15 (I) 8, 22	\$777.2 M	\$403.2 M	---	---	\$403.2 M	P	3.1	2030	2034
									\$0.0 M				
4	IH-45 (NHHIP - 1A & 2 <sup>2</sup> )	IH-10 to Airline Drive & IH-45/IH-610 Interchange	Reconstruct IH-45 GP and FR, add new non-toll managed lanes & reconstruct interchange 5 miles (0500-03-597, 0500-03-560, 0500-03-596)	(D) 8, 15, 22, 42 (I) 8, 10, 13, 16, 22	\$2,081.9 M	\$1,771.2 M	\$122.5 M	\$658.3 M	\$990.4 M	P	3.1	2031	2037
									\$0.0 M				
5	IH-45 (NHHIP - 3D <sup>2</sup> )	IH-45 S to Buffalo Bayou & Downtown Connectors	Reconstruct IH-69, realign IH-45 & Construct Downtown Connectors 4.2 miles (0500-03-598, 0500-03-601)	(D) 4, 10, 29 (I) 4, 5, 13, 16, 22, 29, 72	\$2,031.8 M	\$1,578.2 M	\$532.8 M	\$630.4 M	\$414.9 M	P	3.4	2031	2038
									\$0.0 M				
6	Hempstead Hwy. (Outside BW 8) <sup>2</sup>	SH 99 to SL 8	Construct 4 new NTMLS 15.9 miles (0912-72-600, 0912-72-602)	(I) 8	\$802.0 M	\$392.0 M	---	---	\$392.0 M	PE	5.5	2025	2030
									\$0.0 M				
7	IH-10 East <sup>2</sup>	At San Jacinto River	Reconstruct and widen IH-10 to remove bridge columns from main barge channel 1.5 miles (0508-01-379)	(I) 42, 72, 78	\$792.3 M	\$555.7 M	\$170.2 M	---	\$385.5 M	PS&E	2.5	2026	2031
									\$385.5 M				
8	IH-10 Inner Katy <sup>2</sup>	IH-610 to Studemont Street	Reconstruct GPs, FRs, and construct 4 new NTMLS 5.1 miles (0271-07-342, 0271-07-343, 0271-07-344, 0271-07-346)	(D) 13 (I) 1, 8, 10, 16, 22, 33	\$1,458.0 M	\$1,164.8 M	---	---	\$1,164.8 M	PE	3.8	2027	2031
									\$1,164.8 M				
9	IH-610 South <sup>2</sup>	IH-45 South to SH 288	Reconstruct GPs and add TSM improvements 5.8 miles (0271-16-138, 0271-16-139, 0271-16-158, 0271-16-159)	(D) 58 (I) 10, 25, 34, 78	\$402.6 M	\$277.9 M	---	\$30.0 M	\$247.9 M	PE	3.8	2027	2031
									\$247.9 M				
10	Hempstead Hwy. (Inside BW 8) <sup>2</sup>	BW 8 to IH-610	Reconstruct FR and construct 4 new NTMLS 9.0 miles (0912-72-598, 0912-72-599, 0912-72-601, 0912-72-603)	(I) 8, 33	\$1,308.0 M	\$1,008.0 M	---	---	\$1,008.0 M	P	5.5	2027	2033
									\$0.0 M				
11	IH-610 East <sup>2</sup>	At Ship Channel	Replace and widen GP bridge and approaches 2.0 miles (0271-15-096)	(D) 78 (I) 10, 25, 42, 58	\$2,592.1 M	\$1,792.0 M	---	---	\$1,792.0 M	P	2.4	2028	2032
									\$1,792.0 M				
12	IH-610 West <sup>2</sup>	IH-10 to IH-69	Construct 4 elevated non-tolled express lanes in the center of IH-610 West 3.6 miles (0271-17-162)	(D) 1 (I) 5, 8, 13, 24, 33, 34	\$421.3 M	\$321.3 M	---	---	\$321.3 M	P	11.4	2028	2033
									\$321.3 M				
<b>Estimated Total</b>					<b>\$14,090.0 M</b>	<b>\$10,145.3 M</b>	<b>\$825.6 M</b>	<b>\$1,318.7 M</b>	<b>\$8,001.0 M</b>				
<b>GRAND TOTAL</b>					<b>\$20,881.4 M</b>	<b>\$15,722.6 M</b>	<b>\$3,073.1 M</b>	<b>\$3,532.2 M</b>	<b>\$9,117.0 M</b>				
									<b>\$5,027.5 M</b>				





# Priority Projects in Design

- Pelican Island bridge replacement
- SH 146, widening from FM 518 to Dickinson & SH 146 bridge widening
- I-10 East at San Jacinto River, bridge replacement
- FM 518, Palomino Ln to Williamsport
- FM 646, widening from West of SH-3 to SH 146
- I-45 S reconstruction of Causeway to 61<sup>st</sup> Street
- I-10 White Oak Bayou, (Heights Blvd. to Houston Ave.), flood resiliency improvements
- SH 35, (University Dr. to Dixie Dr and I-610 South interchange), new location freeway
- I-10 West, widening, from west Harris County Line to FM 359



# Priority Corridors in Planning

- Grand Parkway Segments B & C
- I-610 East Loop/SH 225 PEL Study (I-610E/SH 225, north to I-10 East and east to SH 146)
- I-45 South PEL Study (I-69 to BW 8 South)
- I-10 East PEL Study (I-69 to SH 99 East)
- I-610 East Ship Channel Bridge
- I-10 Inner Katy Managed Lanes (I-610 West Loop to Downtown)
- I-610 West Loop Express Lanes (IH 10/US 290 to I-69 Southwest Frwy)
- I-45 North Planning Environmental Linkage (PEL) Study (BW 8 North to SL 336)
- Hempstead Highway

# HOUSTON PROCUREMENT PLAN FY 2024



Estimated Date of Advertisement	Discipline of Procurement	Selection Process	Description of Procurement (Location, project limits, type of work, unique services, etc.)	Contract Type Specific Deliverable (SD)	Anticipated Funding Type (State or Federal)	Number of Contracts	Estimated Maximum Contract Value
Wave 1, September 2023	Schematic / Environmental/ PSE	Federal with Interview (DBE)	Schematic/Environmental/ PS&E services for the Houston District: IH 610 from north of Mississippi Street to South of SH 225, reconstruct and widen from 8 to 14 lanes and raise Ship Channel Bridge to increase vertical clearances	SD	Federal	1	TBD
Wave 2, December 2023	Construction, Engineering, Inspection (CEI)	Federal without Interview (DBE)	CEI services for two contracts for the Houston District: 1) I- 10 - from west of Snake Creek to Fort Bend/Waller County Line; 2) I-10: from FM 359 to Waller/Fort Bend County Line.	SD	Federal	2	TBD
Wave 2, December 2023	CPM Scheduling Support	Federal without Interview (DBE)	CPM Scheduling Support services for the Houston District	ID	Federal	4	\$1,500,000
Wave 2, December 2023	Schematic / Environmental	Federal without Interview (DBE)	Schematic / Environmental services for the Houston District	ID	Federal	7	\$7,000,000
Wave 2, December 2023	Utility Engineering	Non Federal without Interview (HUB)	Utility Engineering services for the Houston District	ID	State	4	\$3,000,000
Wave 2, December 2024	Construction, Engineering,	Federal with Interview (DBE)	CEI services for the Houston District: SH 105 - Grimes County Line	SD	Federal	1	TBD
Wave 2, December 2025	Signal Timing	Non Federal without Interview (HUB)	Signal Timing services for the Houston District	ID	State	5	\$1,500,000
Wave 2, December 2026	Surveying	Non Federal without Interview (HUB)	Surveying services for the Houston District	ID	State	20	\$2,000,000
Wave 2, December 2027	Construction, Engineering, Inspection (CEI)	Federal with Interview (DBE)	CEI services for the Houston District	ID	Federal	5	\$8,000,000
Wave 2, December 2028	Construction, Engineering, Inspection (CEI)	Federal with Interview (DBE)	CEI services for the Houston District: I-45 - Causeway to 61st	SD	Federal	1	TBD
Wave 2, December 2029	Materials Engineering	Non Federal without Interview (HUB)	Materials Engineering services Houston District	ID	State	4	\$1,500,000
Wave 2, December 2030	Traffic Engineering	Non Federal without Interview (HUB)	Traffic Engineering services for the Houston District	ID	State	4	\$2,500,000



HELP

# #EndTheStreakTX

End the streak of daily deaths on Texas roadways.

[TxDOT.gov](http://TxDOT.gov) (Keyword: #EndTheStreakTX)



#EndTheStreakTX Toolkit





**Eliza Paul, P.E.**

TxDOT Houston District Engineer (DE)  
713-802-5001 / [Eliza.Paul@txdot.gov](mailto:Eliza.Paul@txdot.gov)

**Varuna Singh, P.E.**

TxDOT Houston District Deputy Engineer (DDE)  
713-802-5011 / [Varuna.Singh@txdot.gov](mailto:Varuna.Singh@txdot.gov)

**James Koch**

TxDOT Houston Director of Transportation Planning & Development  
713-802-5031 / [James.Koch@txdot.gov](mailto:James.Koch@txdot.gov)

**Raquelle Lewis**

TxDOT Southeast Communications/PIO Director  
713-802-5071 / [Raquelle.Lewis@txdot.gov](mailto:Raquelle.Lewis@txdot.gov)





Heads up, Texas

TALK / TEXT CRASH

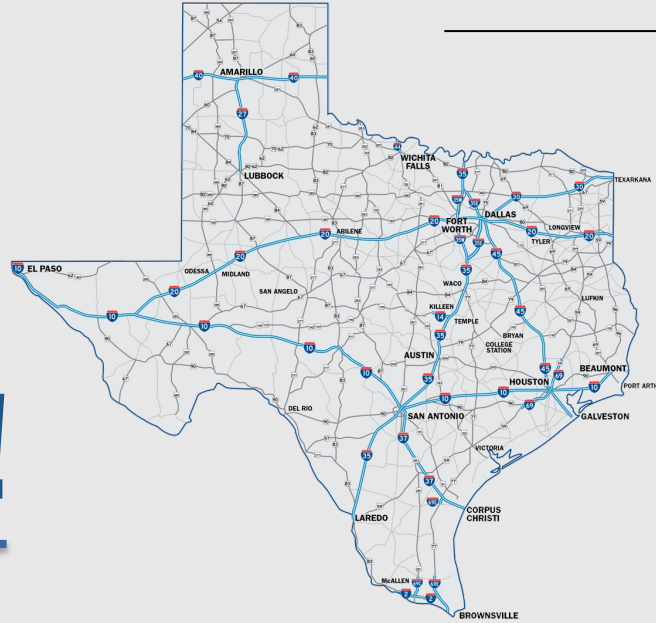
Don't mess with Texas

CLICK IT

BE SAFE. DRIVE SMART. TxDOT

#EndTheStreakTX

End the streak of daily deaths on Texas Roadways.



Thank you!

Eliza C. Paul, P.E.  
District Engineer  
Houston District, TxDOT



TEXAS DEPARTMENT OF TRANSPORTATION





# Beaumont District Update

Martin N. Gonzalez, P.E., District Engineer

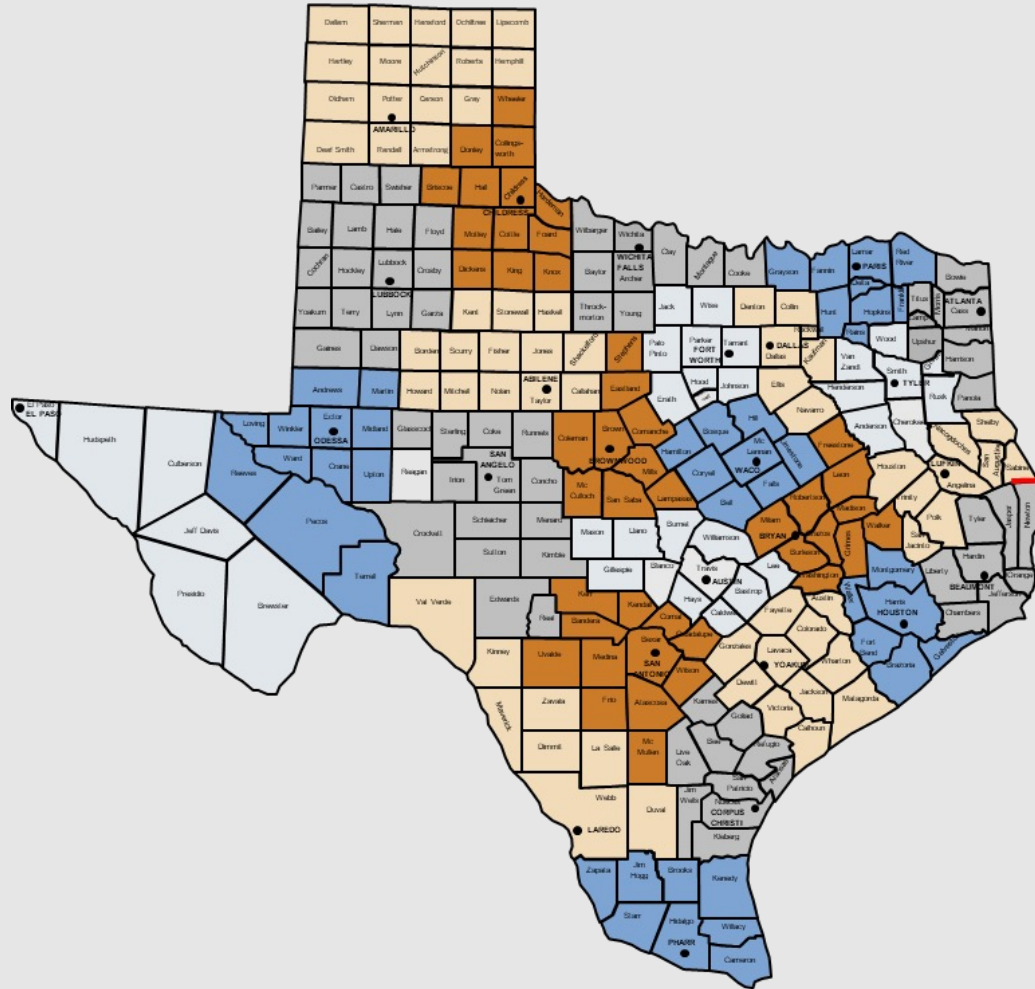
October 20, 2023



83 miles of IH-10 with ADTs exceeding 100,000

8 County - Urban District – 5904.2 Lane Miles  
(6100 Lane Miles When SH 99 Enters GRID)

Warehouses, Timber Industry and  
Petrochemical Economy





## Beaumont District 2022 Fatalities

TxDOT wants to remind you that wearing a safety belt reduces the risk of dying by 45% for people in the front seat of passenger cars. For those in pickups, safety belts reduce the risk of dying by 65%.

### By Roadway

- IH—12% (18)
- US—21% (30)
- SH—30% (43)
- FM—22% (31)
- Other—15% (21)

### Top 3 Crash Factors

- Speed
- Alcohol
- Distraction

### By County

- Jefferson—33% (47)
- Liberty—24% (34)
- Orange—14% (20)
- Chambers—9% (13)
- Newton—6% (9)
- Jasper—6% (8)
- Tyler—5% (7)
- Hardin—3% (5)

### Fatal Crash Facts

- Unbelted/Unrestrained—49%
- Driving Under the Influence—32%
- Single Vehicle Run Off Road—33%
- Bike/Pedestrian—15%
- Motorcyclists—13%
- Intersection—14%
- Head-On Collision—22%

### By Age

- Under 21—15% (21)
- Age 21-30—21% (30)
- Age 31-40—16% (23)
- Age 41-50—15% (22)
- Age 51-60—15% (21)
- Age 61-75+—18% (26)

## BE SAFE. DRIVE SMART.

TxDOT urges all drivers to “Be Safe. Drive Smart.” to help save lives and reduce crashes. Slow down and drive to conditions. Never drink and drive. Always give driving your full attention, and put your phone away.



# **BUILDING** for the **FUTURE**

**2023 APWA/SAME CIP Briefing**

Presented By:

**Leilany Thielen**



October 20, 2023



# **Our Mission**

---

**HCTRA's mission is to responsibly operate and maintain a safe, reliable, sustainable, and evolving mobility system that meets the diverse connectivity needs of all Harris County residents.**



# HCTRA Executive Leadership



**Roberto Treviño, P.E.**  
EXECUTIVE DIRECTOR



**Jason McLemore**  
Deputy Director  
ADMINISTRATION



**Nicole Stutz**  
Chief of Staff  
STRATEGIC OPERATIONS



**Anil Mirmira, P.E.**  
Deputy Director  
TOLLING OPERATIONS



**Marcy Linebarger**  
HCTRA County  
Attorney



**Amar Mohite**  
Deputy Director  
CAPITAL PLANNING



**Leilany Thielen, P.E.**  
Deputy Director  
CAPITAL PROJECTS &  
INFRASTRUCTURE



**Calvin Harvey**  
Deputy Director  
PUBLIC SAFETY &  
OPERATIONS



**Thania Gonzalez**  
Chief Financial Officer  
FINANCE



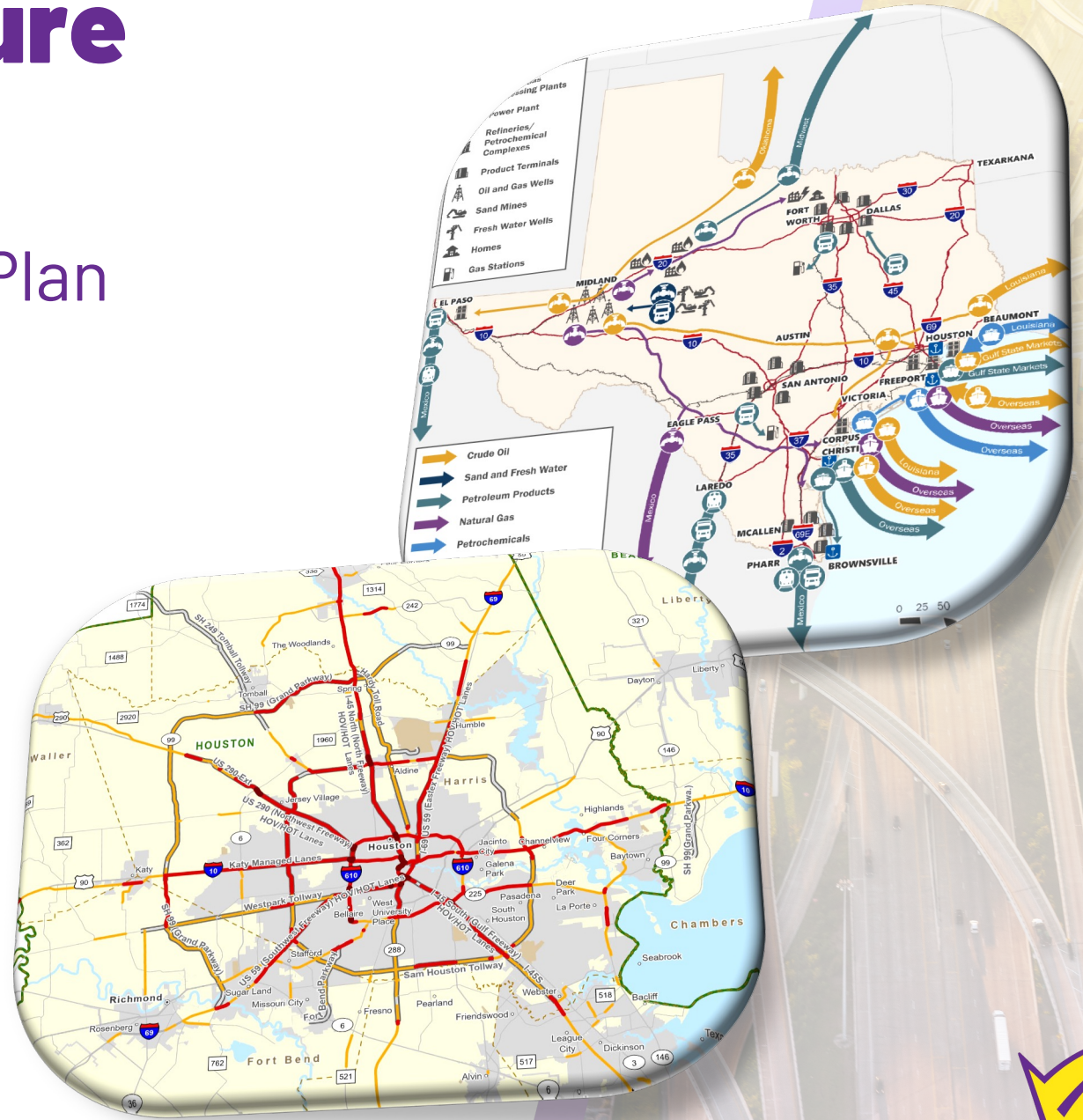
# Planning for the Future

## Updating the Harris County Truck Route / Freight Corridor Plan

- **Procurement Advertisement:**  
Engineering Professional Services
- **Anticipated Award:** October 2023

## Westpark Tollway Capacity Optimization Study

- **Procurement Advertisement:**  
Engineering Professional Services
- **Anticipated Award:** Q1 FY2024



# Planning for the Future

## Hardy Downtown Connector Project

- **Project Scope:**  
Revisoning project with a community focus
- **Procurement Opportunity:**  
Design Services
- **Anticipated Advertisement:**  
Q2 of FY2024





# Building for the Future

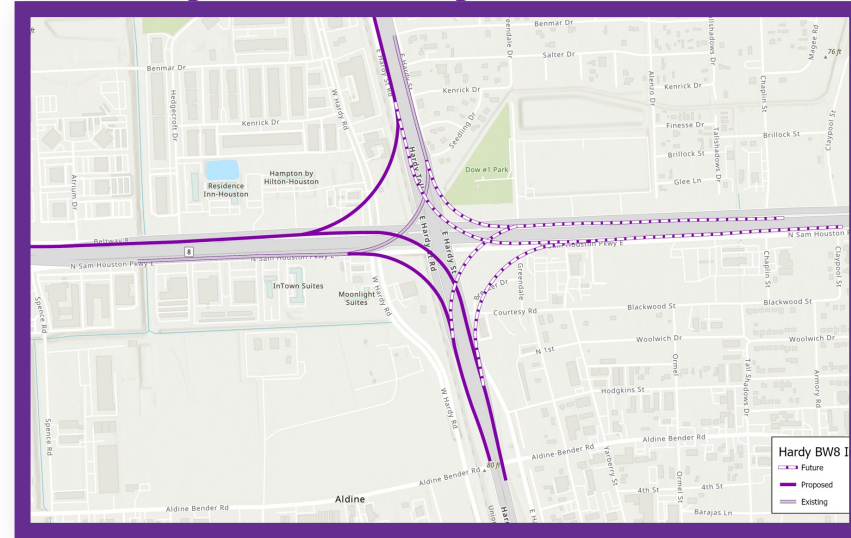
## Interchange Buildouts

### Sam Houston Tollway & SH225



- **Project Scope:**  
Design & construct eight new direct connectors
- **Anticipated Project Cost:** ~\$562 M
- **Anticipated Advertisement(s):**
  - Package #1 – Q2 FY2024
  - Package #2 & #3 – Q1 FY2026

### Beltway 8 & Hardy Toll Road



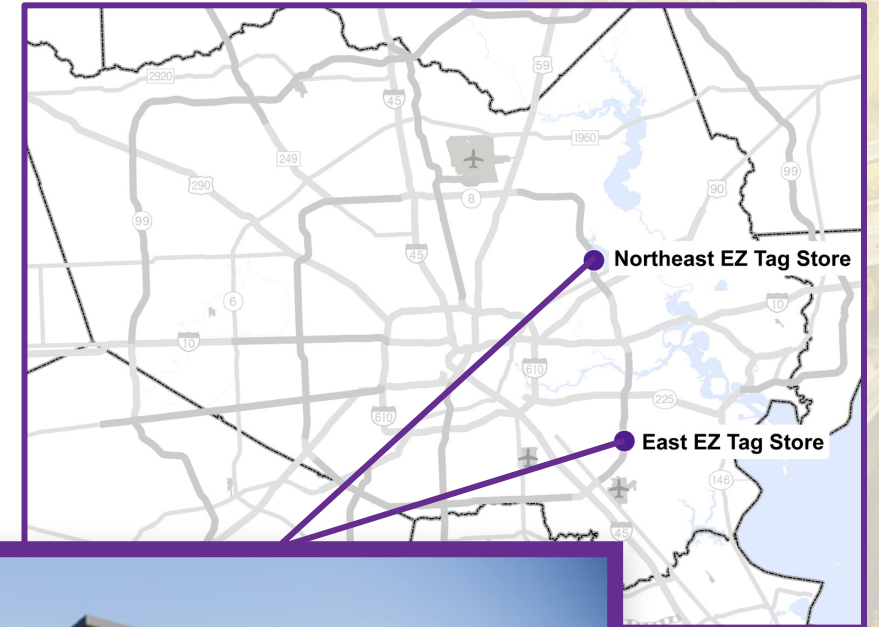
- **Project Scope:**  
Design & construct new direct connectors
- **Anticipated Project Cost:** \$230 M
- **Anticipated Advertisement(s):**
  - Q1 FY2026



# Building for the Future

## EZ TAG Stores – East & Northeast

- **Project Scope:**
  - Two new 15,000 square foot storefronts
- **Procurement Opportunities:**
  - Construction Engineering & Inspection (NE Only)
  - Construction
- **Anticipated Advertisement(s):**
  - East: Q1 FY2024
  - Northeast: Q3 FY2024



# Maintaining for the Future

- **Project Scopes:**
  - Heavy Highway
  - Drainage
  - Bridge Maintenance
- **Anticipated Construction Cost:**
  - ~ \$8M per project
- **Procurement Opportunities:**
  - Construction Engineering & Inspection
  - Construction Materials Testing
  - Construction
- **Anticipated Advertisement:**
  - Beginning Q1 FY2024



# Preserving for the Future

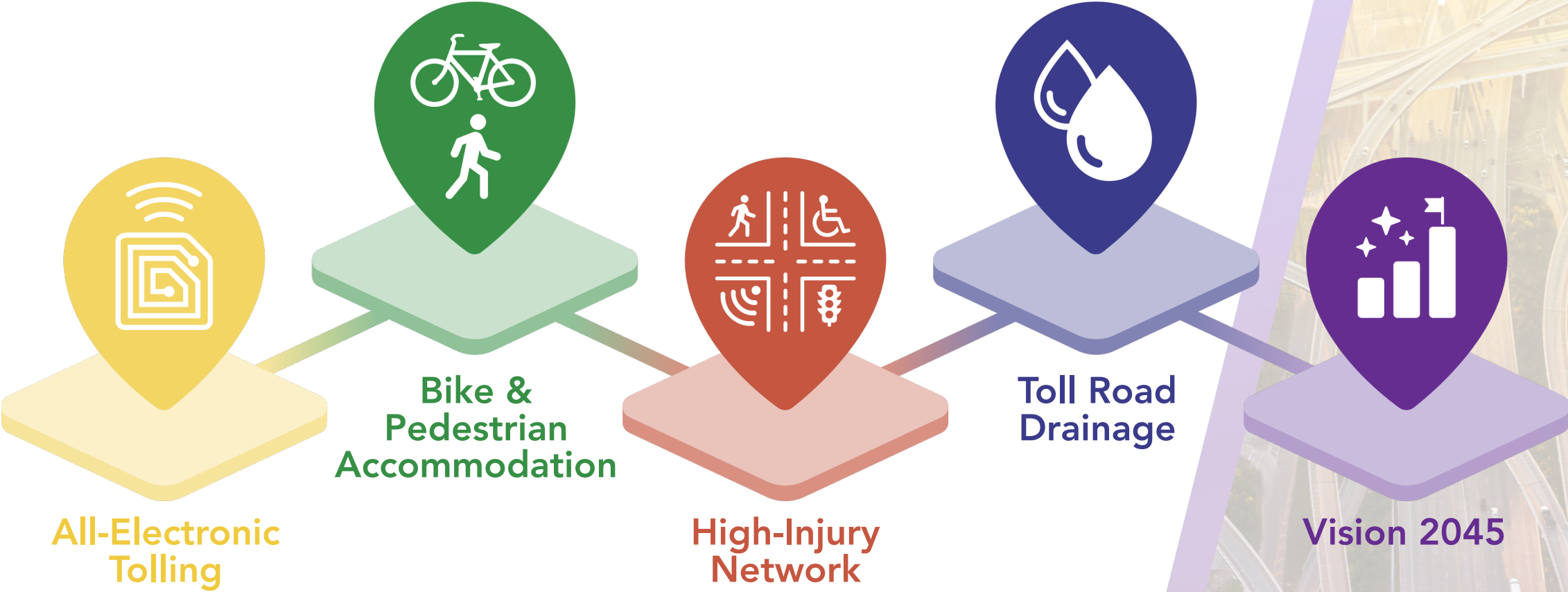
## Lynchburg Ferry & Washburn Tunnel

- **Project Scope:**  
Implementation of Facility Condition Assessments
- **Procurement Opportunities:**
  - Design Services
- **Anticipated Advertisement(s):**
  - Q2 FY2024



# Barrier-Free HCTRA

## System On-Call Contracts



# Partner with HCTRA!



## Register on our Procurement Portal

View open opportunities to partner with us.

[www.harriscountytexas.bonfirehub.com](http://www.harriscountytexas.bonfirehub.com)

*Managed by the Harris County Purchasing Department*



## Sign Up for Email Notifications

Latest information and solicitation updates.



## Solution Providers Wanted!

We know a lot, but not everything.



**HCTRA**  
CONNECTS

# Stay connected with us!

 /HCTRA  @HCTRA  @HCTRA\_EZTAG



**Leilany Thielen**

leilany.thielen@hctra.org



**Get an EZ TAG and SAVE**  
10% on HCTRA Toll Roads  
just by using your EZ TAG.  
*(Applies to 2-axle vehicles.)*



# PEPS Division

## Doing Business with TxDOT

RHCA Presentation – HOU and BMT  
October 20<sup>th</sup>, 2023

Martin L. Rodin, P.E.





1. KNOW YOUR OWN LIMITS
2. KNOW YOUR VEHICLE'S CONDITION
3. KNOW YOUR ROUTE
4. HAVE A BACKUP PLAN
5. LET OTHERS KNOW ABOUT THE TRIP

[TxDOT.gov](http://TxDOT.gov) (Keyword: #EndTheStreakTX)



#EndTheStreakTX Toolkit





## Mission

Work with our TxDOT customers and external partners to procure the most qualified consultants to deliver effective solutions for Texas

## Goals

- Deliver the right projects
- Focus on the Customer
- Foster Stewardship
- Optimize System Performance
- Preserve our Assets
- Promote Safety
- Value our Employees

## Values

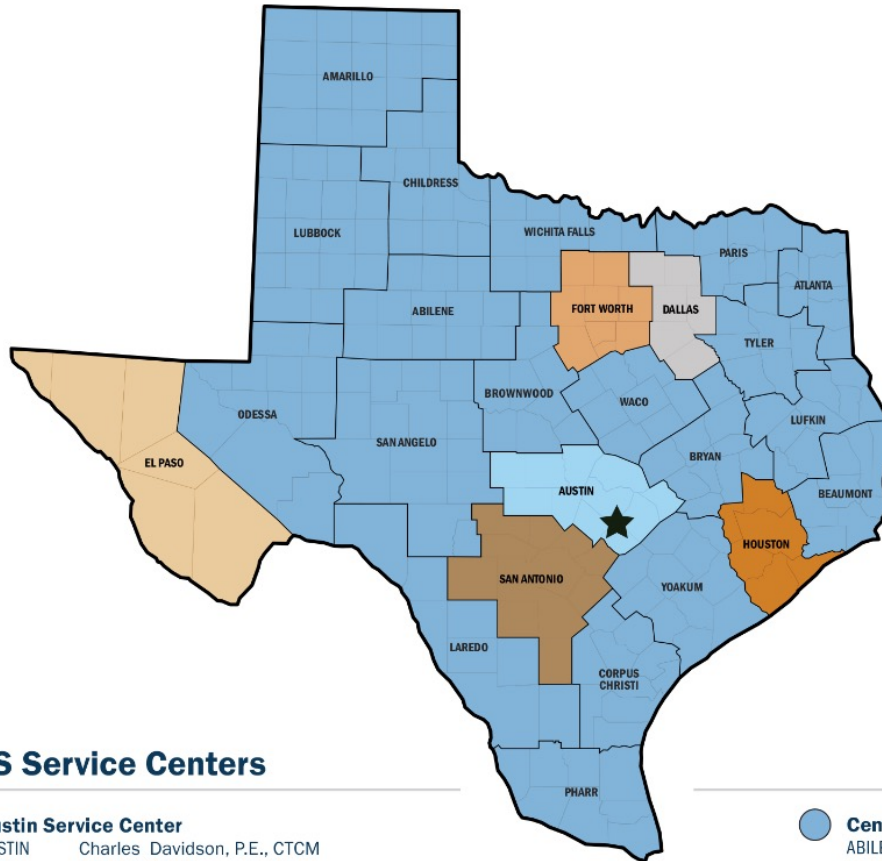
People, Accountability, Trust, Honesty

**Procuring the most qualified consultants to deliver effective transportation solutions for Texans**



# PEPS

**Professional Engineering Procurement Services** represents the consolidated procurement organization supporting engineering, architectural and surveying contracts



## ★ PEPS Division Austin HQ

**PEPS Division Director**  
Martin L. Rodin, P.E.  
512.413.4310  
Martin.Rodin@txdot.gov

**Deputy Division Director**  
Lucio Vasquez, P.E.  
512.925.9578  
Lucio.Vasquez@txdot.gov

## PEPS Support Centers

**Business Operations Center**  
Roy Gonzales  
512.781.8212  
Roy.Gonzales@txdot.gov

**Invoice Center**  
Tira Dobrozensky, CTCM  
512.317.8511  
Tira.Dobrozensky@txdot.gov

**Center of Excellence**  
Dan Neal, P.E., P.G. CTCM, CTPM  
512.416.2667  
Dan.Neal@txdot.gov

**DRIVE Program**  
Caleb Bryant, P.E., PMP  
281.224.8484  
Caleb.Bryant@txdot.gov

**Center of Contract Utilization**  
Gail Morea, P.E.  
713.876.1258  
Gail.Morea@txdot.gov

**Negotiations Center**  
Rebecca Pinto, P.E.  
915.790.4344  
Rebecca.Pinto@txdot.gov

**Controls Center**  
Dione Albert  
512.284.2093  
Dione.Albert@txdot.gov

**Support Services Center**  
Tina Farias, CTCM, CTCD  
432.202.2144  
Tina.Farias@txdot.gov

## PEPS Service Centers

**Austin Service Center**  
AUSTIN Charles Davidson, P.E., CTCM  
512.832.7315  
Charles.Davidson@txdot.gov

**Dallas Service Center**  
DALLAS Joseph Jancuska, P.E.  
214.320.6187  
Joseph.Jancuska@txdot.gov

**El Paso Service Center**  
EL PASO Jaime Perales, P.E., CFM  
915.790.4231  
Jaime.Perales@txdot.gov

**Fort Worth Service Center**  
FORT WORTH Natasha Tabatabaai, P.E.  
469.766.9281  
Natasha.Tabatabaai@txdot.gov

**Houston Service Center**  
HOUSTON Kimlinh Nguyen, P.E.  
713.802.5799  
Kimlinh.Nguyen@txdot.gov

**Central Service Center**  
ABILENE BRYAN LUBBOCK TYLER  
AMARILLO CHILDRESS ODESSA WACO  
ATLANTA CORPUS CHRISTI PARIS WICHITA  
BEAUMONT LAREDO PHARR FALLS  
BROWNWOOD LUFKIN SAN ANGELO YOAKUM

**San Antonio Service Center**  
SAN ANTONIO Clara Carbajal-Sanchez, P.E.  
210.209.7885  
Clara.CarbajalSanchez@txdot.gov

**Service Center for Divisions**  
AUSTIN Kori Rodriguez, P.E.  
210.284.5048  
Kori.Rodriguez@txdot.gov



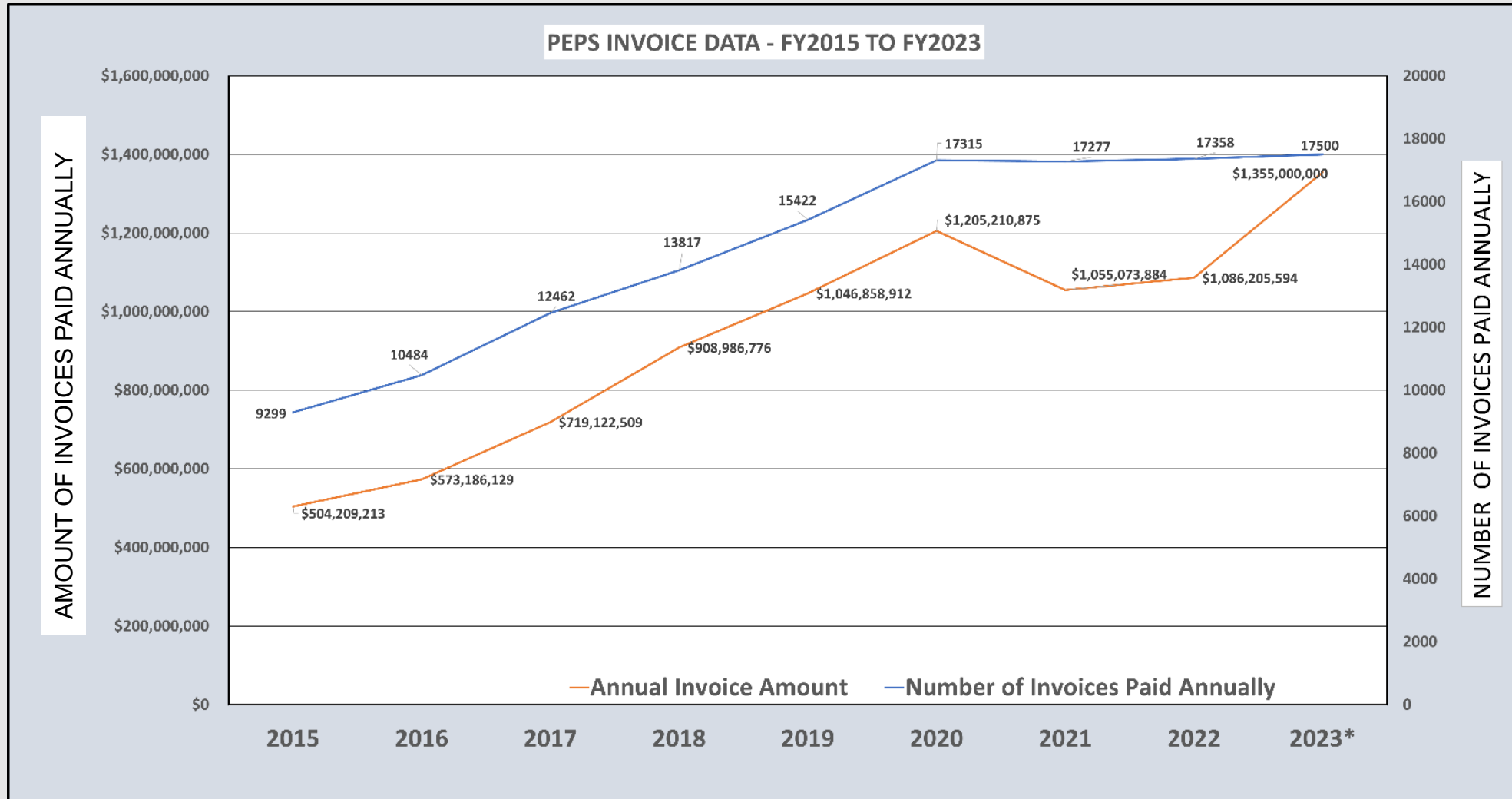
## THEN – FY 2015

<input type="checkbox"/> No. of PEPS Employees	69 FTE
<input type="checkbox"/> TxDOT Annual Letting	\$3.0 B
<input type="checkbox"/> Procurement Amount	\$600 M
<input type="checkbox"/> No. of Contracts	130 EA
<input type="checkbox"/> No. of Work Authorizations	600 EA
<input type="checkbox"/> Work Authorization Budget	\$500 M
<input type="checkbox"/> No. of Late WA	139 EA
<input type="checkbox"/> No. of Invoices	9,000 EA
<input type="checkbox"/> % of Invoices Paid On Time	86%

## NOW – FY 2024

<input type="checkbox"/> No. of PEPS Employees	143 FTE
<input type="checkbox"/> TxDOT Annual Letting	\$13.0 B+
<input type="checkbox"/> Procurement Amount	\$2.0 B +
<input type="checkbox"/> No. of Contracts	260 EA +
<input type="checkbox"/> No. of Work Authorizations	1,400EA +
<input type="checkbox"/> Work Authorization Budget	\$1.6 Billion
<input type="checkbox"/> Number of Late WA	9 EA
<input type="checkbox"/> No. of Invoices	17,500 EA +
<input type="checkbox"/> % of Invoices Paid On Time	98%

# PEPS INVOICE DATA - FISCAL YEAR 2015 TO FY 2023



FY 2023 numbers are projected and subject to change

# PEPS - How Do I Get Started?



- Be registered as a business with the State of Texas  
<https://comptroller.texas.gov>  
<https://www.sos.state.tx.us>
- Be registered with the Texas PE/LS Board or the Texas Board of Architectural Examiners  
<http://engineers.texas.gov>  
<https://www.tbae.texas.gov>
- Obtain precertification with TxDOT  
<https://www.txdot.gov/business/consultants/architectural-engineering-surveying/getting-started/precertification.html>
- Become administratively qualified with TxDOT  
<https://www.txdot.gov/business/consultants/architectural-engineering-surveying/getting-started/administrative-qualification.html>
- Check the TxDOT webpage for projected contracts and pre-RFQ/RFP meetings  
<https://ftp.dot.state.tx.us/pub/txdot/ppd/projected-contracts/projected-contracts-list-2024.pdf>
- Submit your qualifications through Bonfire electronic platform

# PEPS - FY 2024 Annual Procurement Plan



Discipline of Engineering Work	Procurement Amount (\$)
Bridge Inspection	\$228,000,000
Bridge On/Off Replacement	\$47,000,000
Comprehensive Engineering Consulting (CEC)	\$30,000,000
Construction, Engineering, Inspection (CEI)	\$318,000,000
CPM Scheduling Support	\$10,500,000
Engineering	\$29,000,000
Engineering - Other	\$1,000,000
Engineering Facilities	\$40,000,000
General Engineering Consultant (GEC)	\$9,000,000
Geotechnical	\$2,000,000
Hydraulics & Hydrology	\$4,000,000
Materials Engineering	\$33,000,000
Pavement Design	\$2,000,000
Planning	\$209,000,000
Plans, Specifications and Estimates (PS&E)	\$198,000,000
Schematic / Environmental	\$278,000,000
Schematic / Environmental / PS&E	\$116,000,000
Signal Timing	\$7,500,000
Surveying	\$82,000,000
Traffic & Revenue	\$16,000,000
Traffic Engineering	\$82,000,000
Utility Engineering	\$52,000,000
<b>Grand Total</b>	<b>\$1,794,000,000</b>



248 ID Contracts  
\$1,348,000,000

30 SD Contracts  
\$446,000,000

FY2025 Procurement Plan will be released in February 2024. A meeting is scheduled with the Districts and Divisions for Nov 1 to finalize the FY2025 procurement mix.



FY2024 Total Allocation to DE/DD:

\$1.6 Billion

This will be the most we have ever spent on professional services in TxDOT history

If a District or Division are not satisfied with their allocation, then we tell them to **DO MORE!**



# FY 2024 Work Authorization Allocations for Districts and Divisions



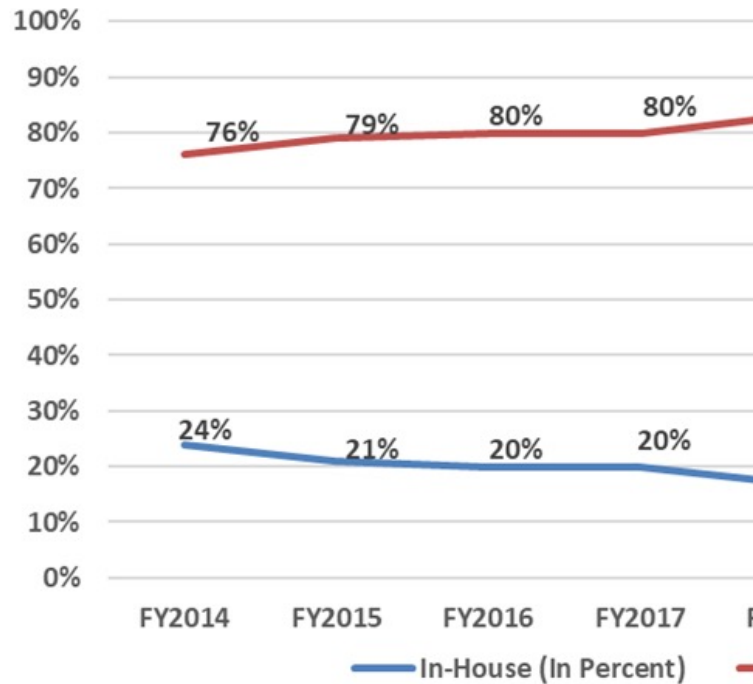
District	FY2024 PSCAMS Proposed Allocation
PAR 1	\$30,293,000
FTW 2	\$90,000,000
WFS 3	\$20,020,807
AMA 4	\$17,806,130
LBB 5	\$9,501,889
ODA 6	\$73,884,836
SJT 7	\$23,121,446
ABL 8	\$34,041,289
WAC 9	\$37,742,842
TYL 10	\$21,836,000
LFK 11	\$21,068,805
HOU 12	\$182,599,385
YKM 13	\$48,705,810
AUS 14	\$140,061,643
SAT 15	\$150,071,668
CRP 16	\$44,620,000
BRY 17	\$60,830,584
DAL 18	\$124,770,288
ATL 19	\$11,628,795
BMT 20	\$50,983,511
PHR 21	\$60,292,025
LRD 22	\$34,678,000
BWD 23	\$13,093,000
ELP 24	\$51,808,000
CHS 25	\$3,721,892
<b>Total</b>	<b>\$1,357,181,646</b>

Division	FY2024 PSCAMS Proposed Allocation
SSD 38	\$14,000,000
CST 46	\$650,000
MNT 47	\$7,738,487
DES 48	\$14,698,842
MTD 49	\$12,535,033
TPP 50	\$35,653,860
PTN 51	\$10,084,010
ENV 57	\$15,003,947
TRF 58	\$15,351,600
ALD 65	\$15,519,334
GOV 76	\$1,000,000
TPD 82	\$2,580,000
RRD 83	\$180,000
BRG 88	\$84,646,008
PFD 89	\$5,901,270
MRD 94	\$2,000,000
STR 97	\$5,275,964
<b>Total</b>	<b>\$242,818,354</b>
<b>Grand Total</b>	<b>FY2024 Proposed Allocation</b>
	<b>\$1,600,000,000</b>

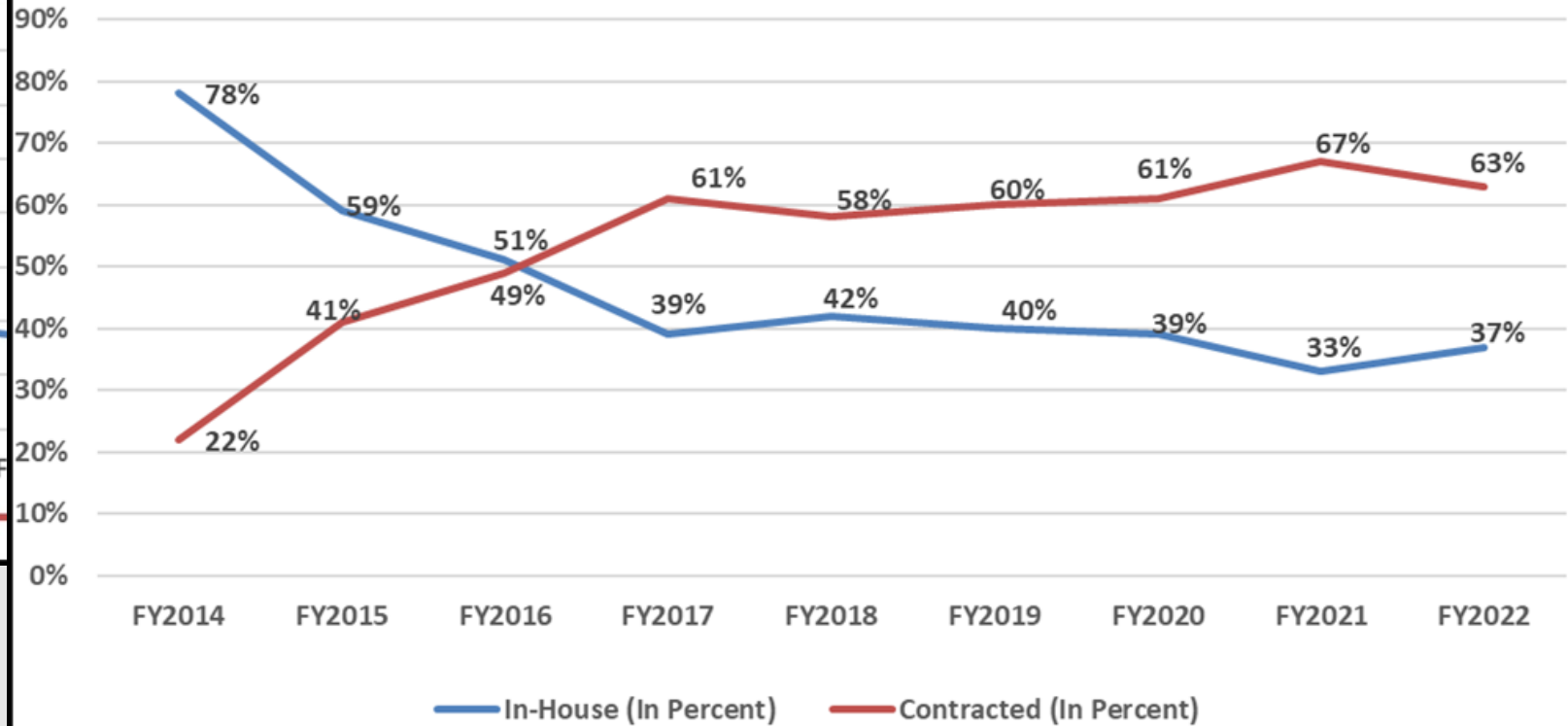
# FHWA Stewardship Report on Outsourced Engineering



## PRELIMINARY ENGINEERING



## CONSTRUCTION ENGINEERING





Joint work groups with members from ACEC and TxDOT are currently working on industry issues and opportunities to reduce overhead costs and streamline operations in the following areas:

- |  |             |
|--|-------------|
| ▪ ENV Mitigation training requirements | Complete    |
| ▪ Meal receipts for invoicing          | Complete    |
| ▪ Revised CEI scope                    | Complete    |
| ▪ Revised PS&E scope                   | In Progress |
| ▪ Removing impediments to invoicing    | In Progress |
| ▪ Cyber Security                       | In Progress |
| ▪ Rate Escalation                      | In Progress |



- DRIVE Program launched in April 2021
- Inaugural class of sixteen firms selected in July 2021
- The inaugural class will graduate at an event in Austin in August 2023
- The second-year class of twenty-six firms was selected in July 2022
- The third-year class selected in July 2023, has a total of 22 firms.
- We are very excited about the program results and the caliber of firms that are submitting to be a mentor or mentee in the DRIVE Program





Successfully teamed on a GEC contract with the City of Socorro, TX (CEA - Prime)



Selected for Southeast Connector Design Build to perform traffic maintenance



Successfully teamed on the Camino Real Regional Mobility Authority GEC re-selection



**InfraTech,  
2M  
Associates,  
ICMS and  
Bowman**

Have all been selected as sub-providers on various TxDOT contracts with prime providers other than their mentors



AGHA Engineering successful as a Prime firm on Houston District H&H solicitation

# PEPS Division Director Highlights



**0.7% Attrition Rate**

**Achieving zero late WA multiple times**

Paying invoices 98% on Time

**New Headcount of 143**

**Executing over 100 WA monthly**

Successful DRIVE DBE Prime Contract

**Procuring over \$2 Billion in  
new Contracts**

Kudos on reducing penalty interest

Spending over \$1 Billion on WA

50% reduction zero WA contracts

Kudos reallocating over \$93  
million in a single month

Revised Escalation Policy for  
2018 or earlier

Rebooting Contract Execution Process

Committed to being PEPS Director



We are PEPS!



Teddy Roosevelt once said *“the best prize that life offers is the chance to work hard at work worth doing... I would like to add *“with people that you love.”*”*

# Questions






# Martin Rodin, P.E.

PEPS Division Director

 [Martin.Rodin@txdot.gov](mailto:Martin.Rodin@txdot.gov)

 512-413-4310



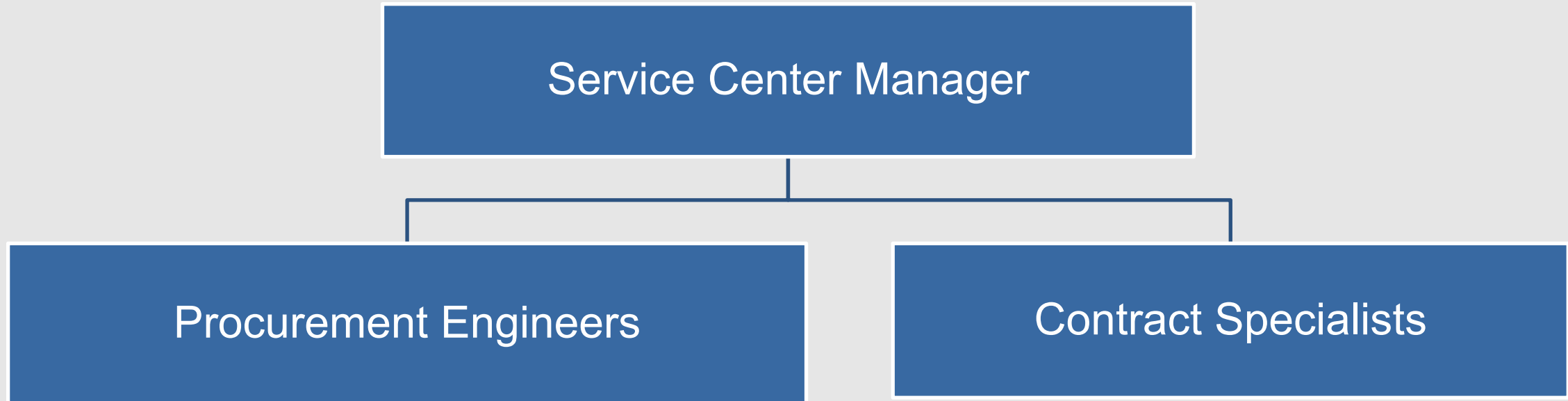


# PEPS HOUSTON SERVICE CENTER

Kimlinh V. Nguyen, P.E.

PEPS Houston Metro Procurement Section Director

October 20, 2023



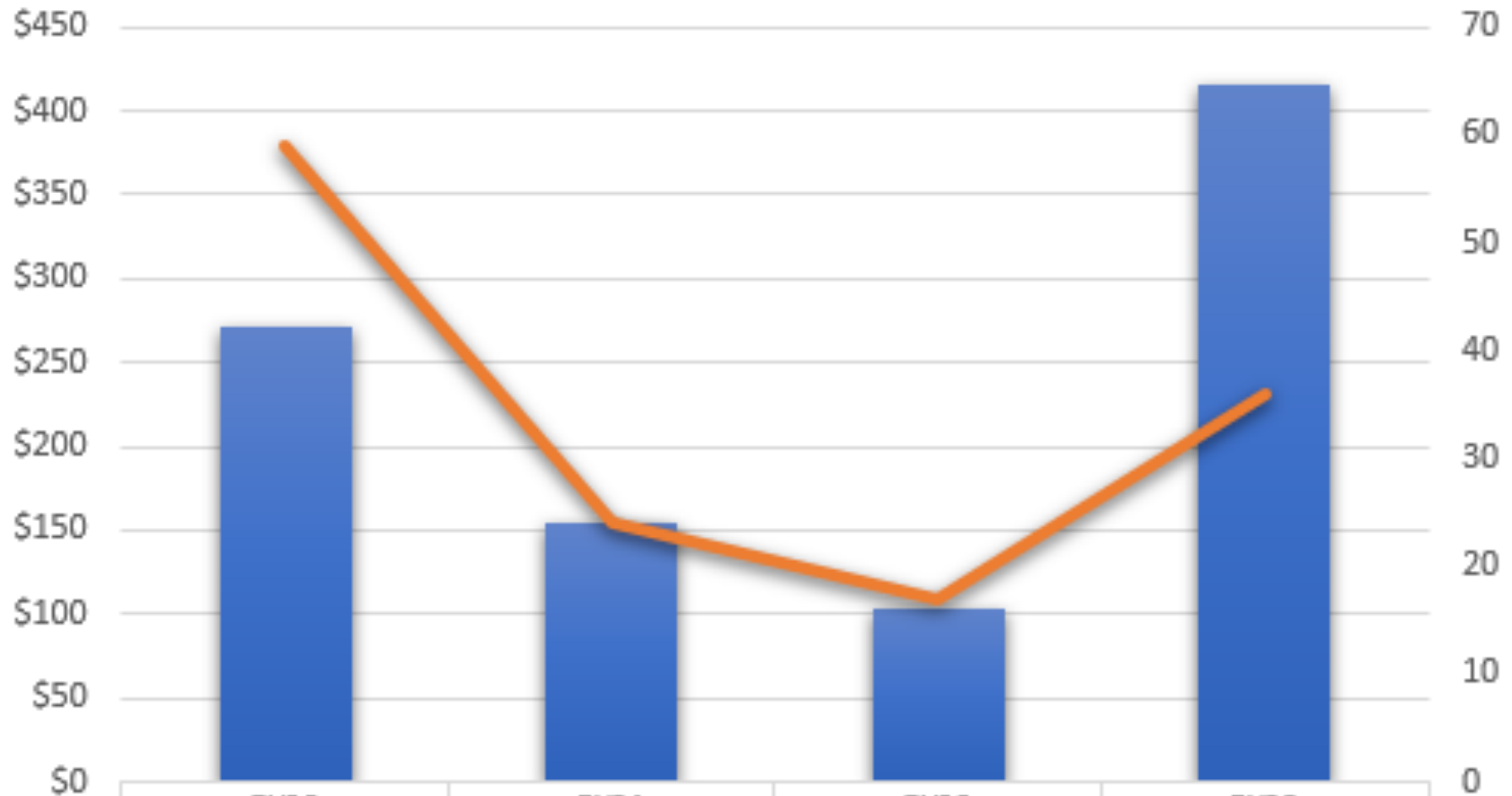
Responsible for procuring contracts, providing contract administration, and supporting the development of work authorizations in the Houston District.



Comprehensive Engineering Consultant (CEC)	Owner Verification, Testing, and Inspection (OVTI)
Construction, Engineering, Inspection (CEI)	Planning
CPM Scheduling Support	Plans, Specifications and Estimates (PS&E)
Geotechnical	Schematic / Environmental
General Engineering Consultant (GEC)	Signal Timing
Hydraulics & Hydrology	Surveying
Independent Engineering (IE)	Traffic Engineering
On/Off System Bridge Replacement PS&E	Utility Engineering



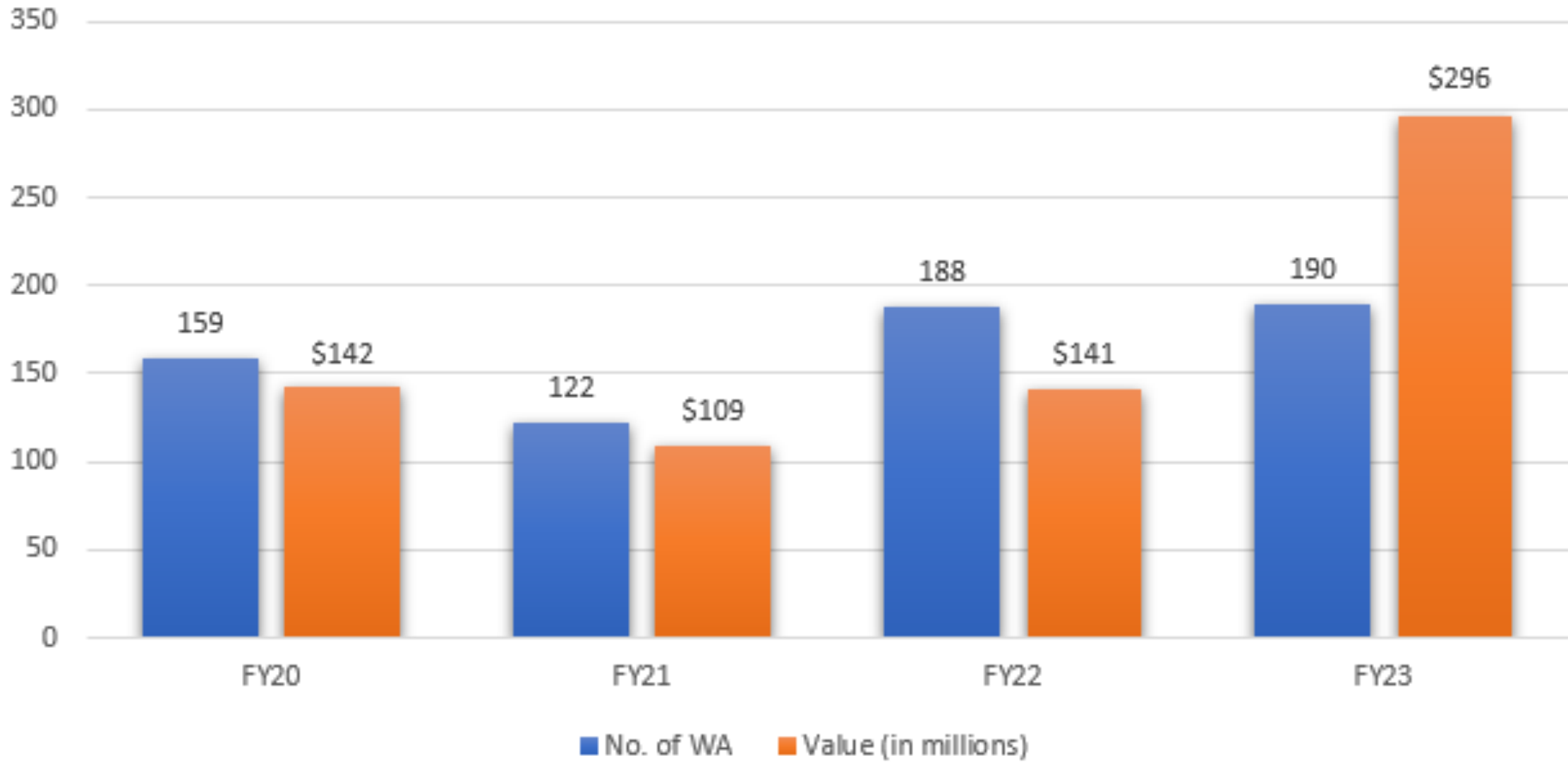
# PEPS HOU Executed Contracts by FY



Amount (mil.)	\$272	\$154	\$103	\$417
No. of Contracts	59	24	17	36



# PEPS HOU Executed Work Authorizations by FY





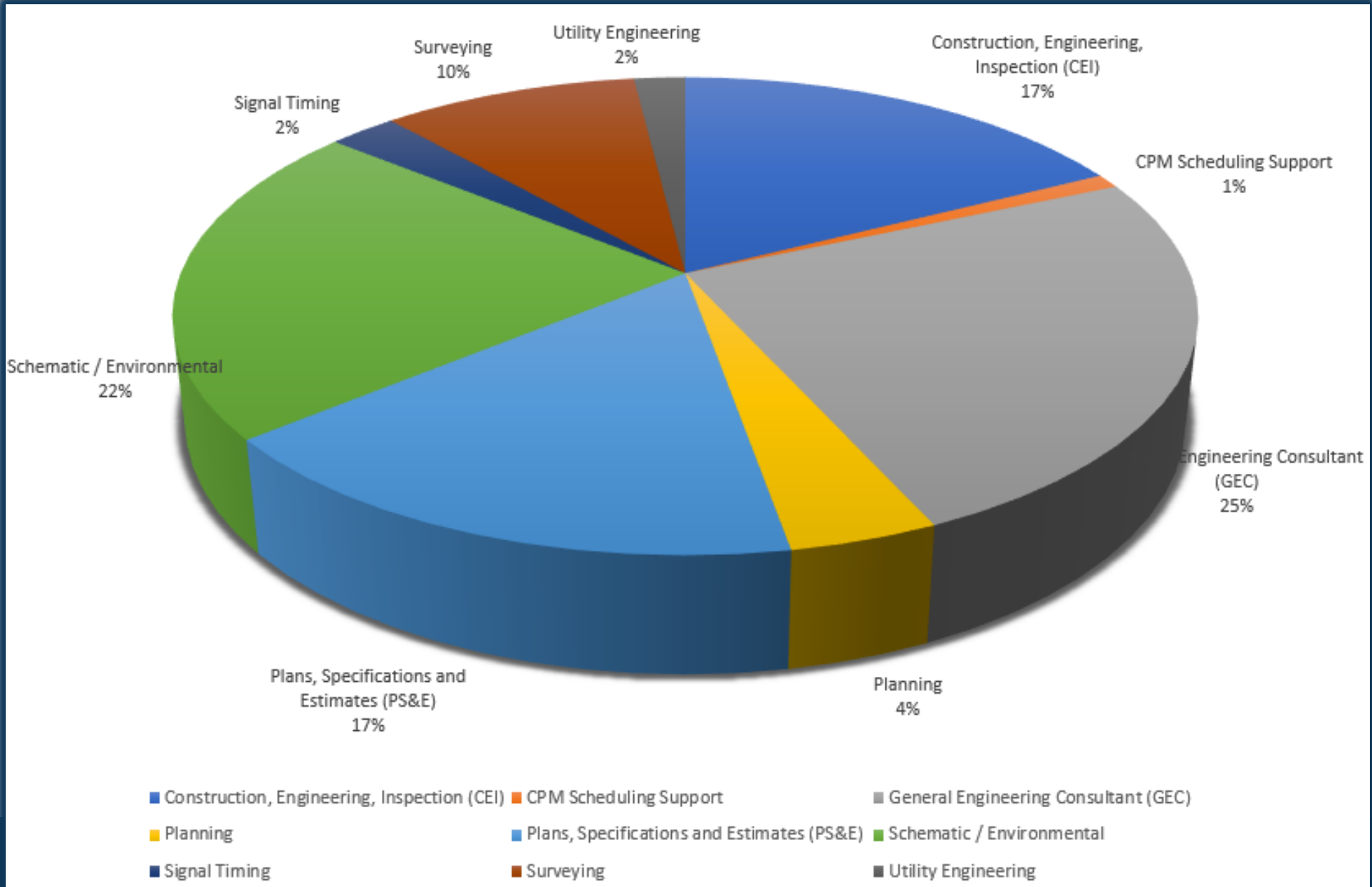


- CONTRACTS
  - Active Contracts = 204
  - Total Amount = \$1,258,703,451
  
- WORK AUTHORIZATIONS
  - Active Work Authorizations = 460
  - Total WA Amount = \$811,720,208



Contract Type	Estimated Value
Construction, Engineering, Inspection (CEI)	\$109,000,000.00
CPM Scheduling Support	\$ 6,000,000.00
General Engineering Consultant (GEC)	\$155,000,000.00
Planning	\$ 25,000,000.00
Plans, Specifications and Estimates (PS&E)	\$104,500,000.00
Schematic / Environmental	\$137,000,000.00
Signal Timing	\$ 16,000,000.00
Surveying	\$ 60,000,000.00
Utility Engineering	\$ 12,000,000.00
Total	\$ 624,500,000.00

# Houston FY 2024 Procurement Plan





## Wave 1



- CEI
- Surveying
- Planning

## Wave 2



- CEI
- Schematic/  
Environmental
- General  
Engineering  
Consultant

## Wave 3



- PS&E
- Signal Timing
- CEI
- Schematic /  
Environmental
- GEC

## Wave 4



- Utility
- CPM Scheduling
- CEI
- Schematic /  
Environmental



## Wave 1



CEI – 6x\$10M ID's

Surveying – 20x\$3M ID's

Planning – 5x\$5M ID's

## Wave 2



CEI – 2 SD's. I-10: from West of Snake Creek to FB C/L & I-10 from Heights Blvd to IH 45

Schematic / Environmental Contract for IH610 Ship Channel Bridge

General Engineering Consultant for NHHIP Seg 2 & 3



## Wave 3



- PS&E - NHHIP
- Signal Timing – 5x\$2M ID's
- CEI – SH 105 Grimes CL to SH 149
- Schematic / Environmental – 10x\$10M ID's

## Wave 4



- Utility – 4x\$3M ID's
- CPM Scheduling – 4x\$1.5M ID's
- CEI – IH45 Causeway to 61<sup>st</sup>
- Schematic / Environmental – IH 45N: Beltway 8 to Loop 336



**KIMLINH NGUYEN, P.E.**  
**PEPS HOUSTON SERVICE CENTER MANAGER**  
**[KIMLINH.NGUYEN@TXDOT.GOV](mailto:KIMLINH.NGUYEN@TXDOT.GOV)**  
**713-802-5799**



# TxDOT

# Alternative Delivery Program

Greg Snider, P.E.

Director of Alternative Delivery





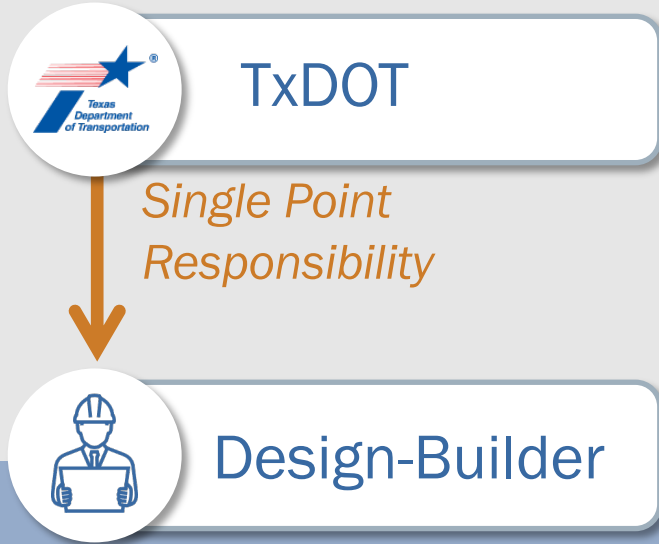



## Design-Build Overview

Basics of Design-Build projects and history of TxDOT's Design-Build program.



## One Contract for Design AND Construction



 Texas Transportation Code limits program to six projects of \$150M+ in value per state fiscal biennium



TxDOT retains oversight authority to ensure design-build contract obligations are met



Design-Builder is contractually required to meet schedule and quality requirements



Selection of Design-Builder is a 2-step best-value approach:

STEP

1

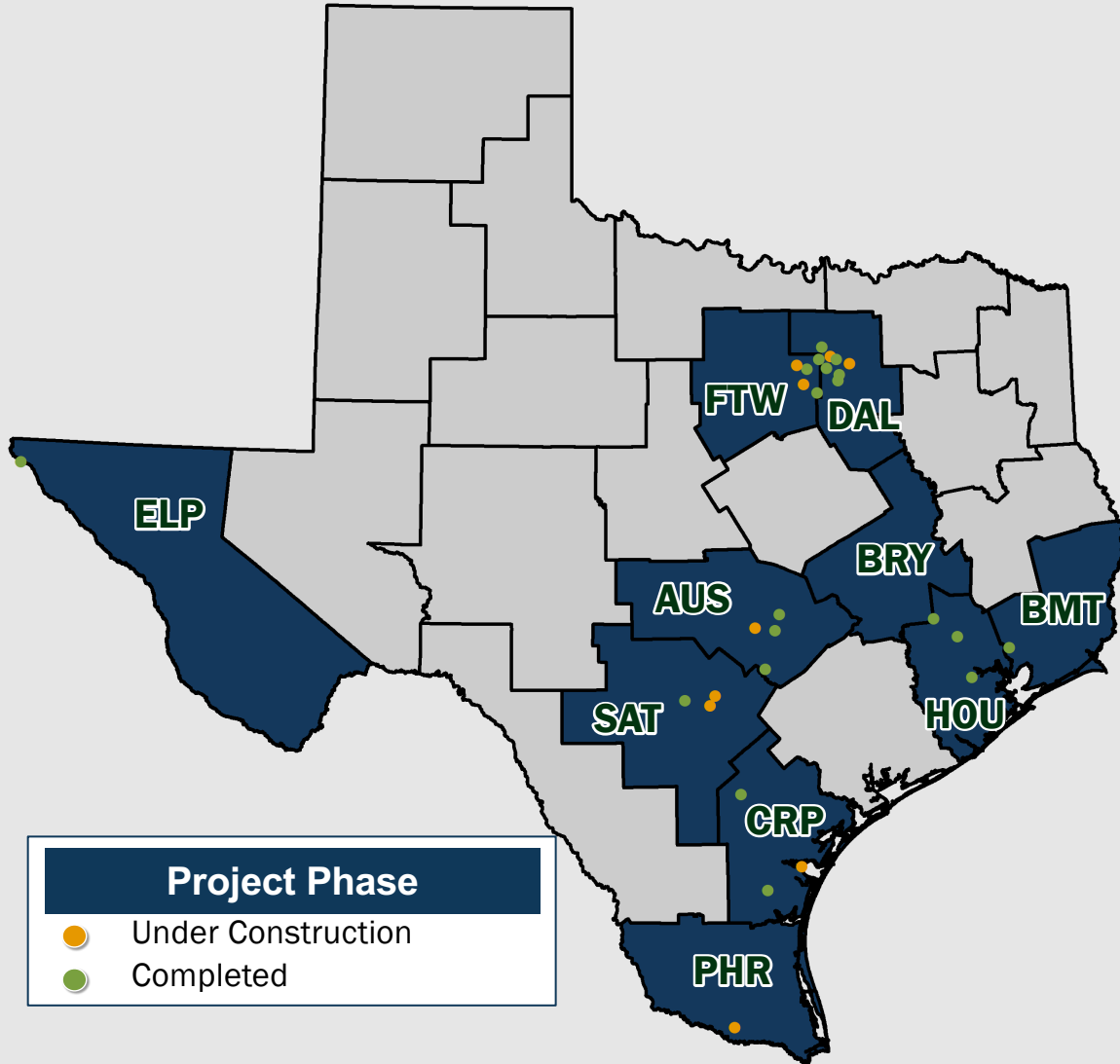
Qualifications and past performance

STEP

2

Price and technical approach

# TxDOT's Design-Build Program – QUICK FACTS



**TxDOT's Alternative Delivery Program has a portfolio of 28 projects\* with a current Project Cost of \$26.4 Billion**


**9 PROJECTS**  
*Under Construction*


**\$10.3 BIL**  
*Project cost*

**1,200+**  
*Total lane miles*


**19 PROJECTS**  
*Completed*


**\$16.1 BIL**  
*Project Cost*

**2,900+**  
*Total lane miles*

\*Includes Public-Private Partnership projects



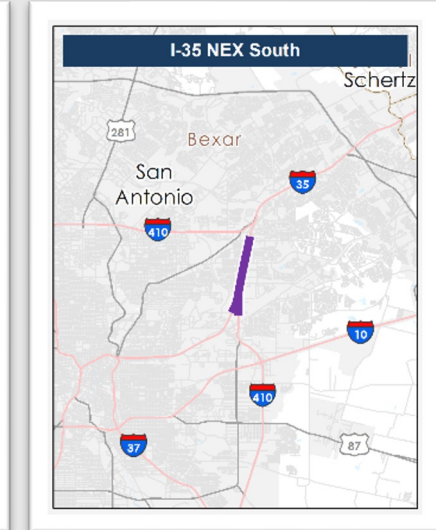
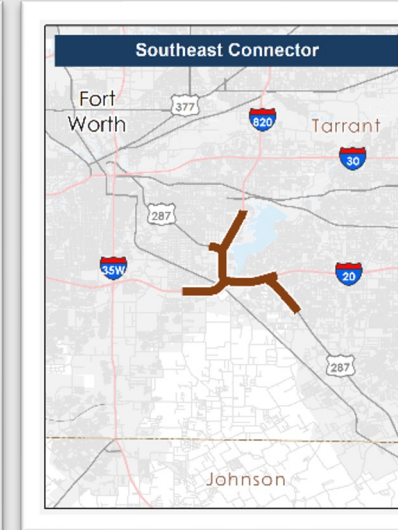
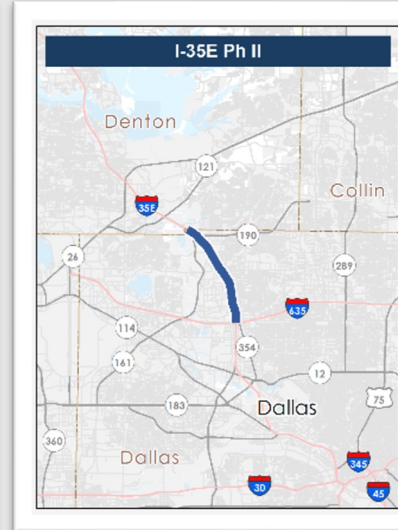
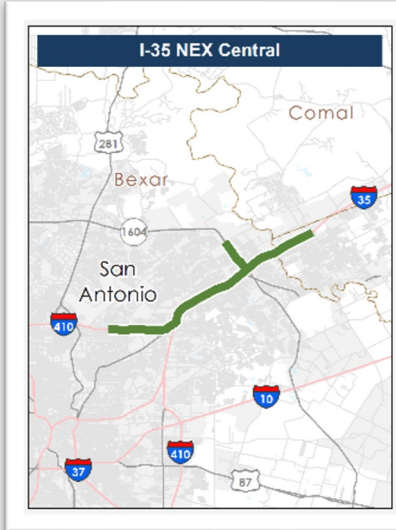
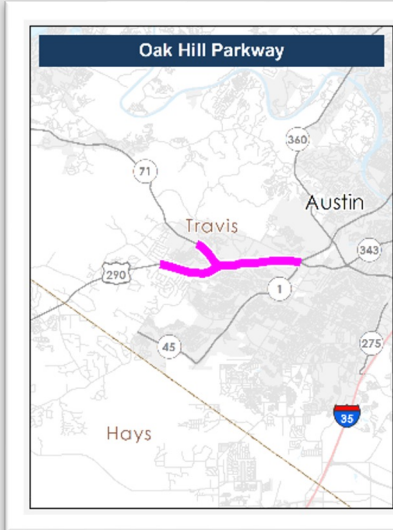
## Recent Projects

A look at TxDOT's Alternative Delivery Program recently awarded projects in construction in the Austin and San Antonio Districts.

# Recently Awarded DB Projects in Implementation



DB Projects	2020				2021				2022				2023				2024				2025				2026				2027				2028			
	Q1	Q2	Q3	Q4	Q1	Q2	Q3	Q4	Q1	Q2	Q3	Q4	Q1	Q2	Q3	Q4	Q1	Q2	Q3	Q4	Q1	Q2	Q3	Q4	Q1	Q2	Q3	Q4	Q1	Q2	Q3	Q4	Q1	Q2	Q3	Q4
Oak Hill Parkway																																				
I-35 NEX Central																																				
I-35E Phase II																																				
Southeast Connector																																				
I-35 NEX South																																				



# Recently Awarded DB Projects in Implementation

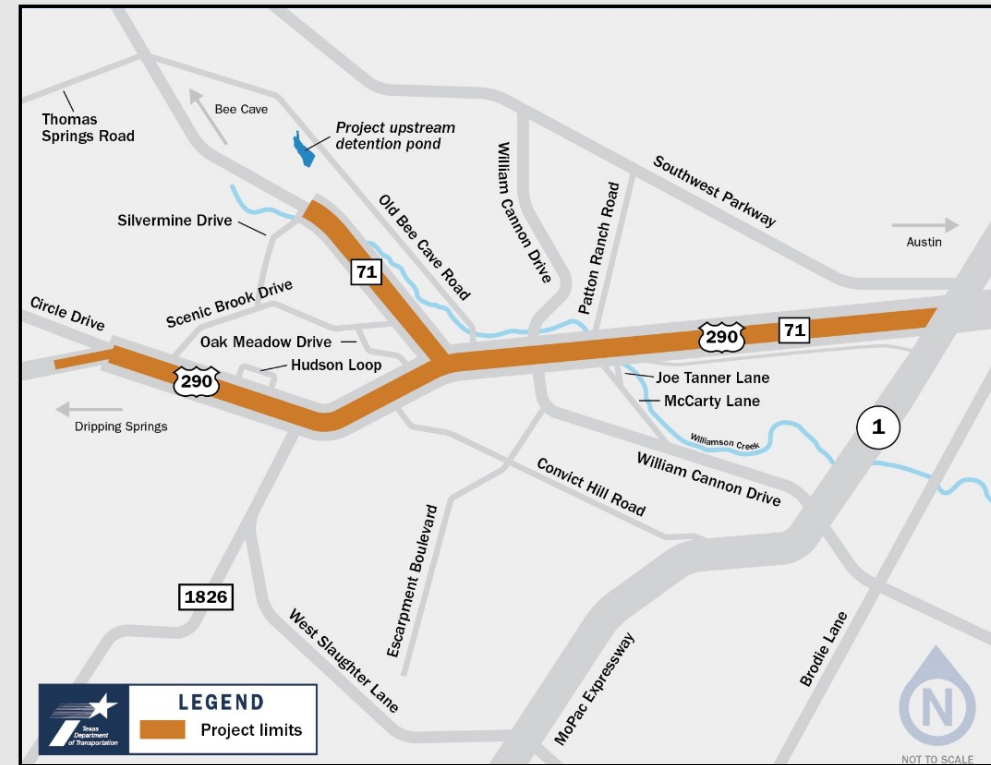


## ■ Oak Hill Parkway

- Location: Southwest Austin (US 290 / SH 71)
- Prime Contractor: Colorado River Constructors (CRC)
- Contract Execution Date: 08/10/2020
- Contract Est. Duration: 6 Years (currently in Year 4)
- Contract Amount: \$677M
- DBE Goals: 12.6% of design / 7% of construction

## ■ Potential DBE Opportunities

<https://www.oakhillparkway.com/about/dbe>



# Recently Awarded DB Projects in Implementation

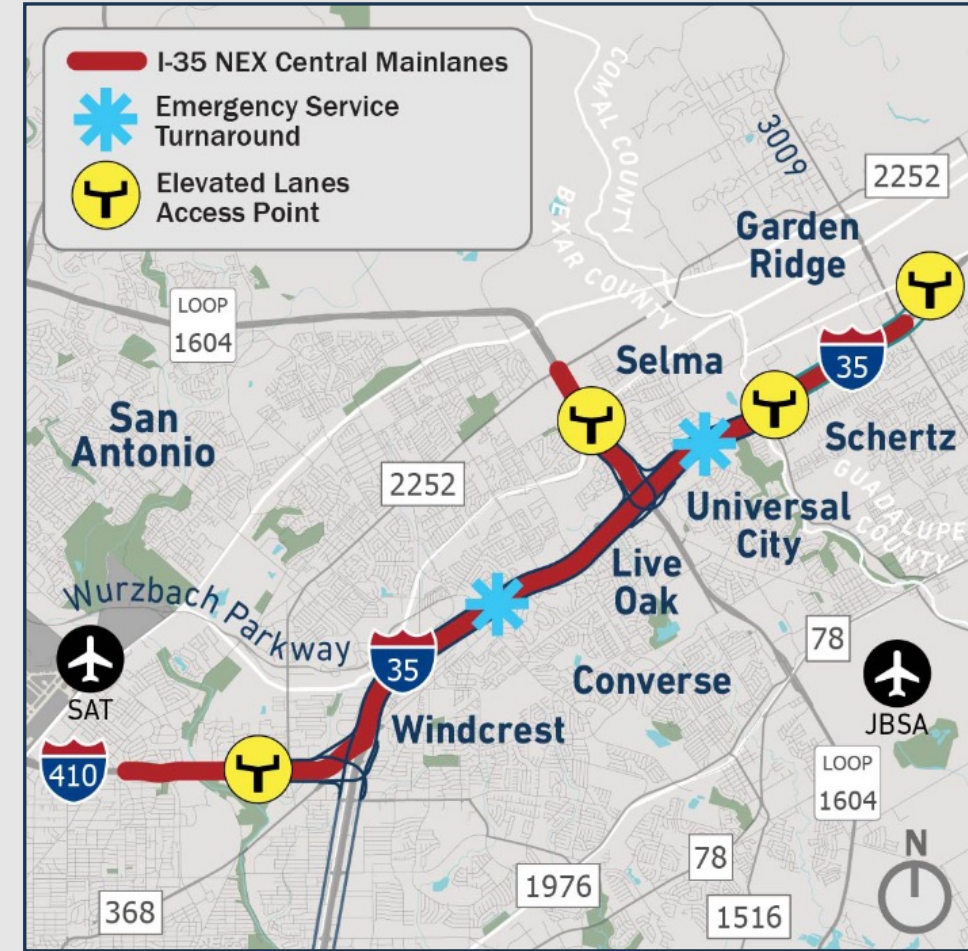


## ■ I-35 Northeast Expansion (NEX) Central

- Location: Northeast San Antonio
- Prime Contractor: Alamo NEX Construction
- Contract Execution Date: 07/22/2021
- Contract Est. Duration: 6 Years (currently in Year 3)
- Contract Amount: \$1.5B
- DBE Goals: 20% of design / 13% of construction

## ■ Potential DBE Opportunities

<https://www.alamonexconstruction.com/central-dbe>



# Recently Awarded DB Projects in Implementation

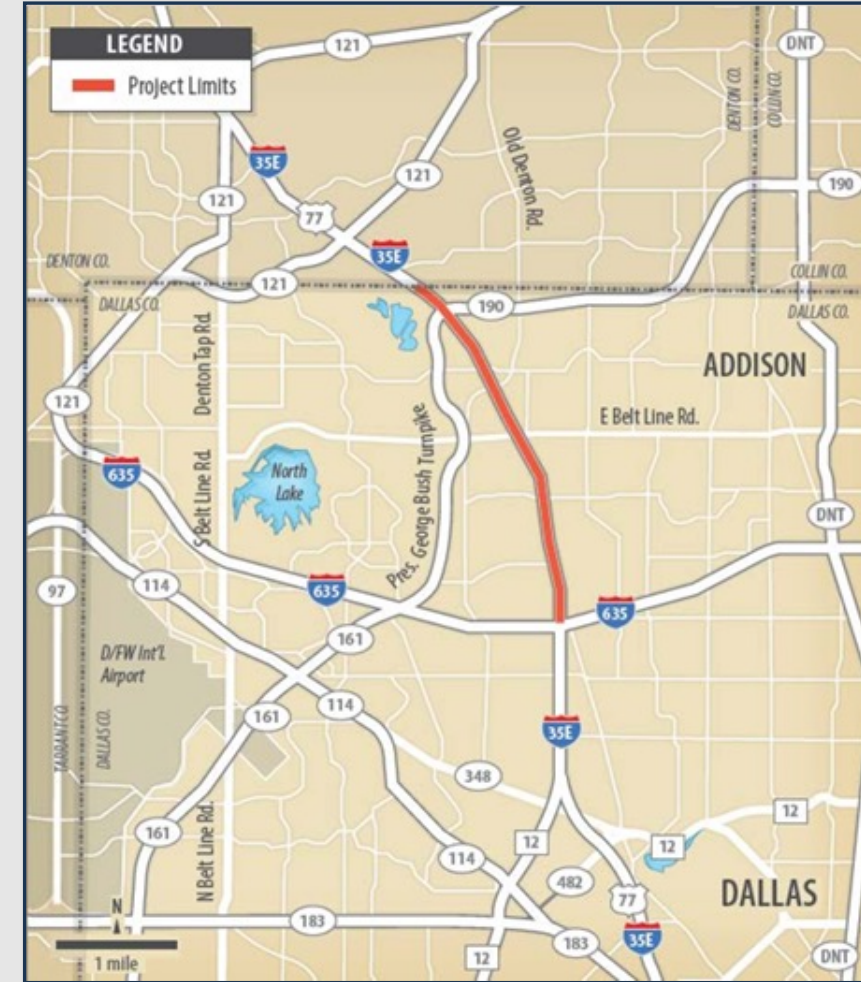


## ■ I-35E Phase II

- Location: Northwest Dallas
- Prime Contractor: Lone Star Constructors (LSC)
- Contract Awarded Date: 09/17/2021
- Contract Est. Duration: 4 Years (currently in Year 3)
- Contract Amount: \$641M
- DBE Goals: 12.5% of design and construction

## ■ Potential DBE Opportunities

<https://www.txdot.gov/35ephase2/connect-with-us.html>





# Recently Awarded DB Projects in Implementation

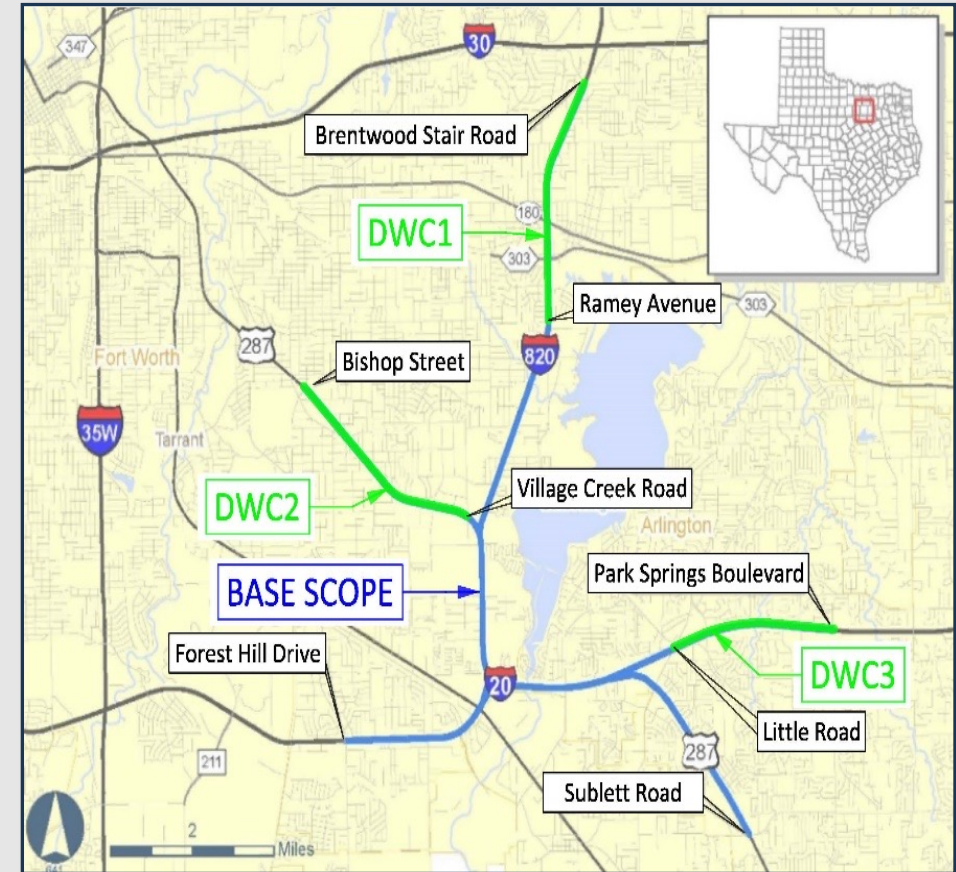


## ■ Southeast Connector

- Location: Southeast Fort Worth
- Prime Contractor: South-Point Constructors
- Contract Awarded Date: 02/24/2022
- Contract Est. Duration: 5.5 Years (currently in Year 2)
- Contract Amount: \$2.0B
- DBE Goals: 23% of design / 14.5% of construction

## ■ Potential DBE Opportunities

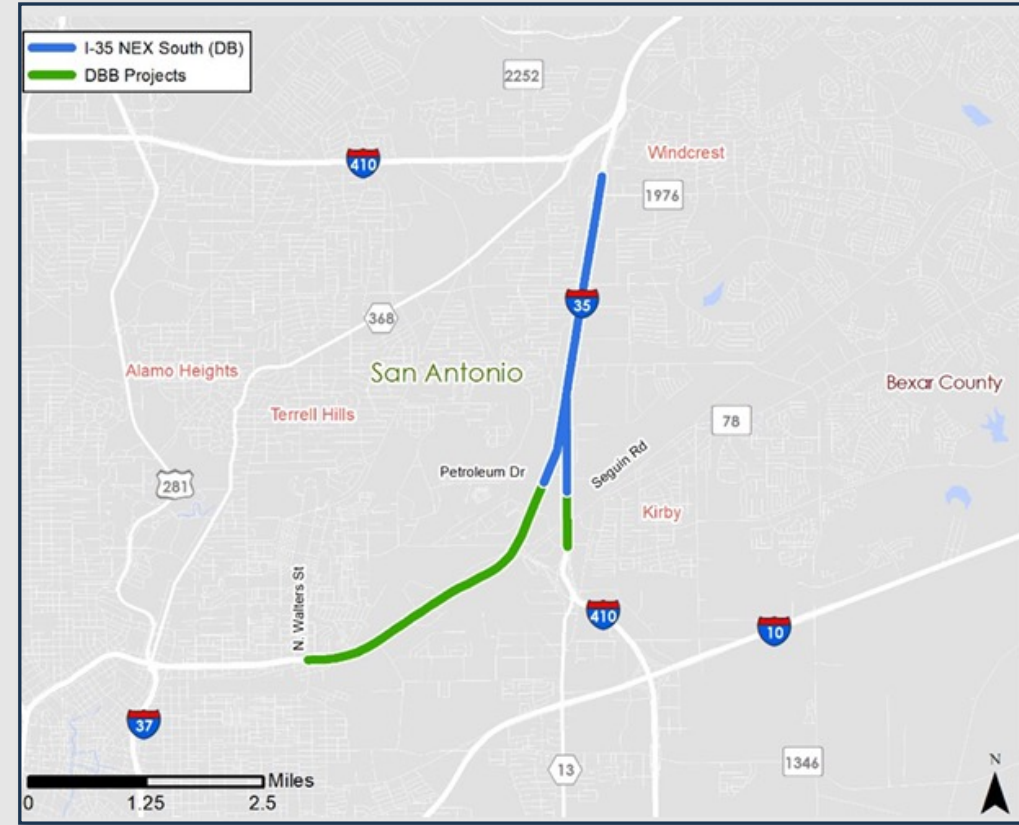
<https://southpointconstructors.com/opportunities/>



# Recently Awarded DB Projects in Implementation



- **I-35 Northeast Expansion (NEX) South**
  - Location: Northeast San Antonio
  - Prime Contractor: Lone Star Constructors, NEX
  - Contract Awarded Date: 08/16/2023
  - Contract Est. Duration: 4.5 Years (currently in Year 0)
  - Contract Amount: \$700M
  - DBE Goals: 19.5% of design / 8.5% of construction
- **Potential DBE Opportunities (email)**  
[i35nex.opportunities@lsci35nex.com](mailto:i35nex.opportunities@lsci35nex.com)





## Design-Build Cadence

Description of how of Design-Build projects are planned into TxDOT's Design-Build program and current projects planned.

# 4-Year Project Information Dashboard – Future Project Planning



4 - Year Project Information Dashboard
Notice to Contractors

Select Report Parameters:
Fiscal Year: 2024
Project Type: (Multiple values)
View By:  Month  District
Project Status: All Projects
[Job Aid PDF](#)
[Download CCSJ Data](#)
[Hide Charts](#)

**Filters**

District / Division: (All)

County: (All)

Project Classification: (Multiple values)

Let Type: (Multiple values)

Let Date: (All)

Project Size: (All)

Controlling Project Id (Ccsj): (All)

**Let Type**

- Statewide Let - CST
- Statewide Let - MNT
- Local Agency Let
- Local District Let


Data as of: 9/14/2023 1:31:09 PM

**FY 2024 Letting Amount (\$) by Let Type**

**FY 2024 Letting Amount by Month**

**FY 2024 Project Listing**

Let Date	District / Division	Let Type	Controlling Project Id (CCSJ)	County (Controlling Project)	Highway (CCSJ)	Project Type Description (Controlling Project)	Project Sub Type Description (Controlling Project)	Project Classification (Controlling Project)	PROJECT ESTIMATE / LOW BID
September 1, 2023	Austin	Local Agency Let	1202-02-015	Williamson	FM 971	Construction	Local Let	Pedestrian, Sidewalks & Curb Ramps	<a href="#">\$808,311.00</a>
	Fort Worth	Local Agency Let	0902-90-050	Tarrant	TRINITY BLVD	Construction	Local Let	Bicycle Infrastructure Improvements	<a href="#">\$7,506,487.38</a>
	Pharr	Local Agency Let	0921-02-431	Hidalgo	CS	Construction	Local Let	Pedestrian, Sidewalks & Curb Ramps	<a href="#">\$2,335,581.76</a>
	San Antonio	Local Agency Let	0915-12-666	Bexar	Various	Construction	Local Let	Bicycle Infrastructure Improvements	<a href="#">\$6,000,000.00</a>
	Waco	Local Agency Let	0909-36-184	Bell	OLD NOLA AVENUE	Construction	Roadway	Pedestrian, Sidewalks & Curb Ramps	<a href="#">\$1,924,841.00</a>



<https://tableau.txdot.gov/views/ProjectInformationDashboard/ProjectInformationDashboard>

# DB Project Cadence – Future Project Planning



**Project Information**



**Project Timelines**



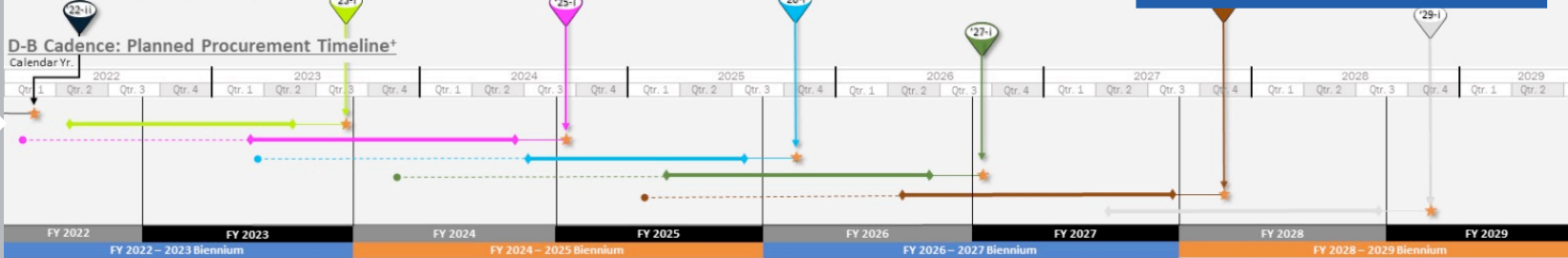
**Location Maps**

## Alternative Delivery Program - Discussion Document (Subject to Change)

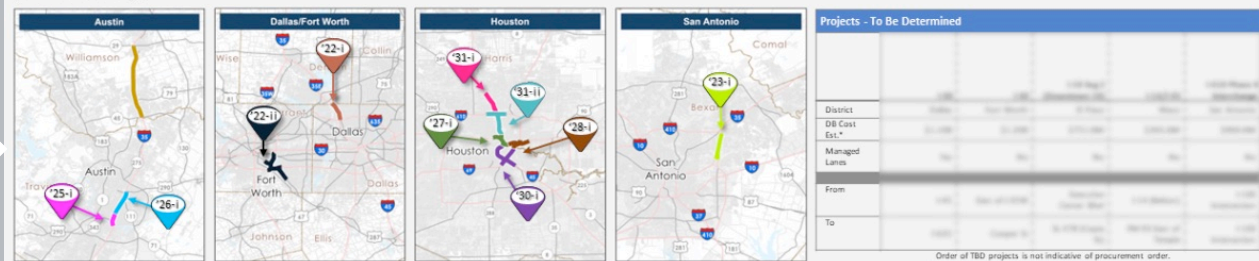
**D-B Project Planning Cadence\***  
Based on planned contract execution dates

	FY 2022 – 2023 Biennium: 3 Projects; \$3.28 DB Cost Estimate	FY 2024 – 2025 Biennium: 1 Proj; \$1.18 DB Cost Est	FY 2026 – 2027 Biennium: 2 Projects; \$3.08 DB Cost Estimate	FY 2028 – 2029 Biennium: 2 Projects; \$2.48 DB Cost Estimate
District	1188 (P&I)	1188 (P&I)	1188 (P&I)	1188 (P&I)
DB Cost Est.*	\$3.28	\$1.18	\$3.08	\$2.48
Managed Lanes				
From				
To				
Environmental Clearance				
IAIR Approval				

**Notes/Abbreviations:**  
\*All dates are estimates and subject to change.  
\*Cost estimates are being further refined and are subject to change.  
NHHIP - North Houston Highway Improvement Project.



### Location Maps



Texas Department of Transportation

Order of TBD projects is not indicative of procurement order. Once a project is funded, it can be moved into the 5-year Cadence.

**CONTACT INFORMATION**  
Randall Grones, P.E.  
Alternative Delivery  
Division (ALD)  
210-415-3771  
Website: [www.tdot.gov](http://www.tdot.gov)

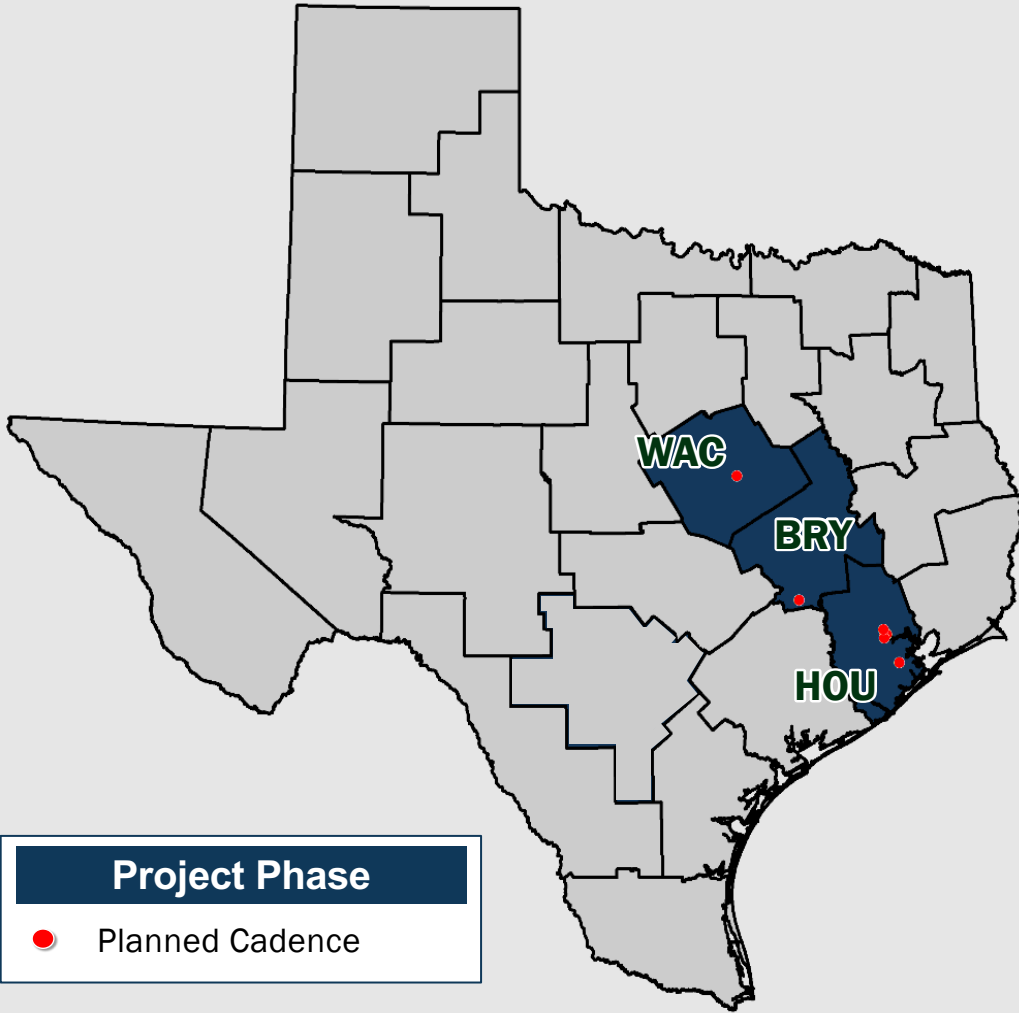
Revised 3/3/2023

# TxDOT ALD Portfolio of “Future” Projects



**TxDOT’s Alternative Delivery Program has a planning cadence of 7 projects with an estimated DB Cost of \$7.5 Billion**

Biennium	District	Project	Estimated Construction Cost
FY 2024-25	None		\$ 0
FY 2026-27	HOU	SH 99 Segment B-1	\$1.03 B
	BRY	US 290/SH 36 Interchange	\$230 M
	WAC	US 84	\$216.5 M
	HOU	NHHIP Segment 3C-1 (I-45/I-10 W)	\$1.29 B
FY 2028-29	HOU	NHHIP Segment 3C-2 (I-69/I-45/I-10 E)	\$1.43 B
FY 2030-31	HOU	NHHIP Segment 3D (I-69 Corridor)	\$1.58 B
	HOU	I-45 NHHIP Seg 1A & 2	\$1.77 B



# Small Design-Build Project Initiative



## Small Design-Build Project Initiative

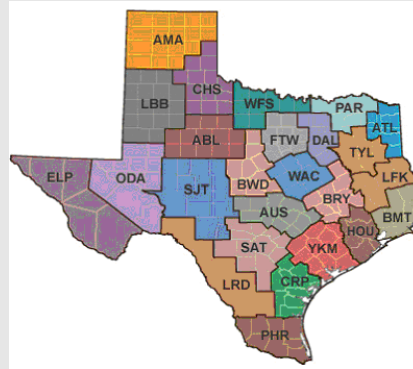
# Small Design-Build Project Initiative



## Smaller Design-Build Projects



Allow more contractors to gain Design-Build experience and increase the Design-Build pool



Allow more Districts the opportunity to have projects selected for Design/Build



Allow acceleration of project delivery

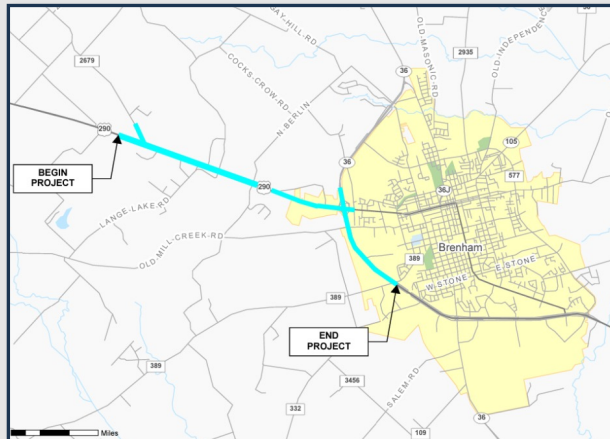


# Small Design-Build Project Initiative (Current Drafts)



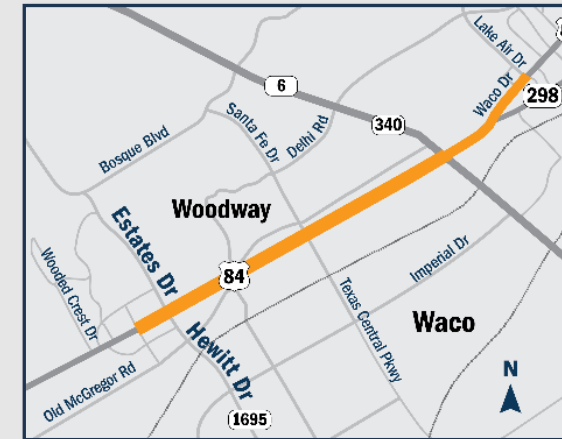
## US 290 / SH 36 (Brenham / BRY)

- Estimated DB price: \$230M
- Expand US290/SH36 to 2 lanes
- Conversion to one-way frontage roads
- Update ramps to current standards
- Bicycle & pedestrian improvements



## US 84 (Waco / WAC)

- Estimated DB price: \$216.5M
- Expand from 2 to 3 lanes
- Reconfigure ramps / innovative intersections
- SH-6 flyover bridges
- Continuous pedestrian facilities



# Future DB Opportunities



# Future DB Opportunities



# Opportunities for DBEs


- Significant business opportunities through both the DB Contractors and Consultants
- Encourage certification as a HUB/DBE/Small Business firm
- Certain professional services must be pre-certified with TxDOT
- Seek information:
  - For certification requirements go to TxDOT Website under “Doing Business”
  - For upcoming projects go to the “Planned Design-Build Procurement Timeline”



PEPS: Consultant Opportunities



CIV: DBE Opportunities




# Alternative Delivery Division is Hiring!



Come Join Our Team -

- [Transportation Engineer I-II \(Job ID 2303015\)](#)
- [Transportation Engineer III-IV \(Job ID 2303111\)](#)



<https://www.txdot.gov/about/careers.html>

Search "ALD"



 TxDOT.gov, Search “Alternative Delivery Projects”

Greg Snider, P.E.  
Alternative Delivery Division, TxDOT  
[Greg.Snider@txdot.gov](mailto:Greg.Snider@txdot.gov)



To join the Alternative Delivery “E-Blast” Distribution email

Send email to: [Alma.Piper@txdot.gov](mailto:Alma.Piper@txdot.gov)

Subject: “ALD E-Blast”

<https://www.txdot.gov/business/road-bridge-maintenance/alternative-delivery.html>



HELP

# #EndTheStreakTX

End the streak of daily deaths on Texas roadways.



[TxDOT.gov](https://www.txdot.gov) (Keyword: #EndTheStreakTX)

#EndTheStreakTX Toolkit



### 2023 Luna Awards

Winners will be announced at the luncheon.

Service Firm  
of the Year Award

A/E/C Firm  
of the Year Award

Rising Star A/E/C Firm  
of the Year Award

Business Advocate of the Year

Lifetime Achievement Award

Outstanding Executive of the Year

Outstanding Professional of the Year

Outstanding Administrative Professional of the Year

Partnering Associations



Join us on Social Media

#DFWRHCA

@DFWRHCA







# RHCA

## HEAVY HIGHWAY & TRANSPORTATION FORUM DALLAS & FORT WORTH

Friday, December 1, 2023  
8:30 AM – 2:00 PM



**RSVP!**  
Lunch will be provided

The RHCA invites consultants, engineers, and contractors, in addition to any professional services or construction services companies interested in or currently working in the Heavy Highway and Transportation industry, to participate in this upcoming Forum. Join us to hear from key decision makers, including TxDOT and NTTA leadership as well as technical experts, as they speak about the State of the Industry and upcoming opportunities.

### Speakers



**Ceason Clemens, P.E.**  
Dallas District Engineer  
Texas Department of Transportation



**David M. Salazar Jr., P.E.**  
Fort Worth District Engineer  
Texas Department of Transportation



**Martin Rodin, P.E.**  
Professional Engineering Procurement Services  
Division Director  
Texas Department of Transportation



**Elizabeth Mow, P.E.**  
Assistant Executive Director of Infrastructure  
North Texas Tollway Authority

### Partnering Organizations



### Sponsors



For More Information: call 972-786-0909 or email: [julio@regionalthca.org](mailto:julio@regionalthca.org)

Join us on Social Media

#DFWRHCA

@DFWRHCA



**RHCA Holiday Celebration**  
 The Twelve Days of Christmas and The Christmas Village at the Arboretum

**RHCA Annual Toy and Food Drive**  
 Food Drive Benefiting area Senior Citizens

**Thursday, December 14th, 2023**  
**5:30 PM - 9 PM**

**Dallas Arboretum & Botanical Garden**  
 8525 Garland Road, Dallas, TX 75201

Registration Includes Parking & Admission

[Event Registration](#)

Sponsored by

# Closing & Survey



Join us on Social Media #DFWRHCA @DFWRHCA

