



30TH RHCA ANNIVERSARY

CENTRAL TEXAS HEAVY HIGHWAY & TRANSPORTATION FORUM

Partnering Associations



THURSDAY, NOVEMBER 14TH, 2024



Breakout Sessions

PEPS

THURSDAY, NOVEMBER 14TH, 2024



November 14, 2024

PEPS Division

San Antonio & Austin Service Centers

Regional Hispanic Contractors Association (RHCA) Presentation

Philip Howlett, P.E.

HELP

#EndTheStreakTX

End the streak of daily deaths on Texas roadways.

TxDOT.gov
#EndTheStreakTX Toolkit



PEPS Support Centers

Business Operations Center

Roy Gonzales
512.781.8212
Roy.Gonzales@txdot.gov

Center of Excellence

Dan Neal, P.E., P.G. CTCM, CTPM
512.416.2667
Dan.Neal@txdot.gov

DRIVE Program

Caleb Bryant, P.E., PMP
281.224.8484
Caleb.Bryant@txdot.gov

Negotiations Center

Rebecca Lozoya, P.E.
915.790.4344
Rebecca.Pinto@txdot.gov

★ PEPS Division Austin HQ

PEPS Division Director

Martin L. Rodin, P.E.
512.413.4310
Martin.Rodin@txdot.gov

Deputy Division Director

Lucio Vasquez, P.E.
512.925.9578
Lucio.Vasquez@txdot.gov

Center of Contract Utilization

Gail Morea, P.E.
713.876.1258
Gail.Morea@txdot.gov

Controls Center

Shana Thomas, CTCM, PMP
737.230.7238
Shana.Thomas@txdot.gov

Invoice Center

Tira Dobrozensky, CTCM
512.317.8511
Tira.Dobrozensky@txdot.gov

Support Services Center

Tina Farias, CTCM, CTCD
432.202.2144
Tina.Farias@txdot.gov

PEPS Service Centers

● Austin

Charles Davidson, P.E., CTCM
512.832.7315
Charles.Davidson@txdot.gov

● Central

Abilene	Lubbock
Amarillo	Odessa
Atlanta	Paris
Beaumont	Pharr
Brownwood	San Angelo
Bryan	Tyler
Childress	Waco
Corpus Christi	Wichita Falls
Laredo	Yoakum
Lufkin	

Jaime A. Vela, P.E.
512.416.2007 or 956.712.7730
Jaime.A.Vela@txdot.gov

● Dallas

Joseph Jancuska, P.E.
214.320.6187
Joseph.Jancuska@txdot.gov

★ Divisions

Kori Rodriguez, P.E.
210.284.5048
Kori.Rodriguez@txdot.gov

● El Paso

Jaime Perales, P.E., CFM
915.790.4231
Jaime.Perales@txdot.gov

● Fort Worth

Natashia Tabatabaai, P.E.
469.766.9281
Natashia.Tabatabaai@txdot.gov

● Houston

Kimlinh Nguyen, P.E.
713.802.5799
Kimlinh.Nguyen@txdot.gov

● San Antonio

Clara Carbajal-Sanchez, P.E.
210.209.7885
Clara.CarbajalSanchez@txdot.gov



Then and Now

THEN – FY 2015

- No. of PEPS Employees 69 FTE
- TxDOT Annual Letting \$3.0 B
- Procurement Amount \$600 M
- No. of Contracts 120 EA
- No. of Work Authorizations 600 EA
- Work Authorization Budget \$400 M
- No. of Late WA 139 EA
- No. of Invoices 9,000 EA
- % of Invoices Paid On Time 86%

NOW – FY 2025

- No. of PEPS Employees 144 FTE
- TxDOT Annual Letting \$12.0 B+
- Procurement Amount \$2.0 B +
- No. of Contracts 260 EA +
- No. of Work Authorizations 1,500 EA +
- Work Authorization Budget \$1.44 Billion
- Number of Late WA 21 EA
- No. of Invoices 20,000 EA +
- % of Invoices Paid On Time 97%

FY2025 Annual Procurement Plan

Discipline of Work ▼↑	Procurement Amount (\$)
Bridge On/Off Replacement	\$24,000,000
Comprehensive Engineering Consultant (CEC)	\$120,000,000
Construction, Engineering, Inspection (CEI)	\$670,000,000
CPM Scheduling Support	\$12,000,000
Engineering	\$24,000,000
Engineering - Other	\$10,000,000
GEC/PMC	\$106,000,000
Geotechnical	\$20,000,000
Geotechnical Engineering (Complex)	\$10,000,000
Hydraulics & Hydrology	\$18,500,000
Materials Engineering	\$59,000,000
Planning	\$84,000,000
Plans, Specifications and Estimates (PS&E)	\$441,000,000
Procurement Engineering	\$30,000,000
Schematic / Environmental	\$297,000,000
Surveying	\$114,000,000
Traffic Engineering	\$17,000,000
Grand Total	\$2,056,500,000

FY 2025 Procurement Plan – San Antonio District

FY 2025 – Wave 2:

- CEI SD: IH 410 at San Pedro
- CEI SD: US 90 from SH 211 to LP 1604

FY 2025 – Wave 3:

TBD

FY 2025 – Wave 4:

- Materials Engineering ID for 4 contracts @ \$3M for the San Antonio District

FY 2025 Procurement Plan – Austin District

FY25 – Wave 2

- 2 SD contracts for CEI services SH 71 (Travis County Line to SH 21) and LP 360 (Colorado River to US 183)

FY25 – Wave 3

- SD contract for CEI services IH 35 CAPEX (Holly Street to MLK)
- SD contract for CEI services IH 35 CAPEX (MLK to US 290E)
- 4 x \$10 million ID contracts PS&E services

FY25 – Wave 4

- (TBD) ID contracts CEI services

FY2025 to FY2027 Work Authorization Allocations for Districts

DISTRICT	Allocation for FY2025		DISTRICT	Allocation for FY2026		DISTRICT	Allocation for FY2027
PAR 1	\$21,405,000		PAR 1	\$17,740,000		PAR 1	\$18,500,000
FTW 2	\$71,835,000		FTW 2	\$73,573,800		FTW 2	\$68,423,634
WFS 3	\$9,301,990		WFS 3	\$9,223,202		WFS 3	\$11,475,000
AMA 4	\$7,976,917		AMA 4	\$8,043,900		AMA 4	\$8,043,900
LBB 5	\$8,598,161		LBB 5	\$7,157,819		LBB 5	\$7,157,819
ODA 6	\$50,469,967		ODA 6	\$40,287,029		ODA 6	\$42,090,244
SJT 7	\$19,145,901		SJT 7	\$24,516,971		SJT 7	\$19,880,000
ABL 8	\$24,159,529		ABL 8	\$23,511,527		ABL 8	\$23,932,843
WAC 9	\$21,617,677		WAC 9	\$22,285,172		WAC 9	\$24,393,688
TYL 10	\$16,386,000		TYL 10	\$19,753,350		TYL 10	\$22,149,625
LFK 11	\$23,099,110		LFK 11	\$23,160,000		LFK 11	\$18,845,000
HOU 12	\$194,905,134		HOU 12	\$195,315,832		HOU 12	\$181,643,723
YKM 13	\$48,012,287		YKM 13	\$43,658,130		YKM 13	\$37,465,934
AUS 14	\$179,137,923		AUS 14	\$150,743,000		AUS 14	\$140,190,990
SAT 15	\$121,469,872		SAT 15	\$129,052,367		SAT 15	\$120,018,701
CRP 16	\$38,560,000		CRP 16	\$32,904,000		CRP 16	\$34,680,000
BRY 17	\$46,040,614		BRY 17	\$49,739,196		BRY 17	\$49,855,526
DAL 18	\$112,293,259		DAL 18	\$111,672,742		DAL 18	\$103,855,650
ATL 19	\$11,884,250		ATL 19	\$11,524,273		ATL 19	\$11,524,273
BMT 20	\$33,048,334		BMT 20	\$32,035,788		BMT 20	\$23,970,000
PHR 21	\$52,792,747		PHR 21	\$48,318,222		PHR 21	\$35,938,846
LRD 22	\$32,066,200		LRD 22	\$34,029,749		LRD 22	\$36,056,000
BWD 23	\$10,132,500		BWD 23	\$9,660,000		BWD 23	\$9,660,000
ELP 24	\$57,000,000		ELP 24	\$63,480,000		ELP 24	\$69,828,000
CHS 25	\$2,510,000		CHS 25	\$1,370,000		CHS 25	\$1,300,000
DISTRICT TOTAL	\$1,213,848,372		DISTRICT TOTAL	\$1,182,756,067		DISTRICT TOTAL	\$1,120,879,396

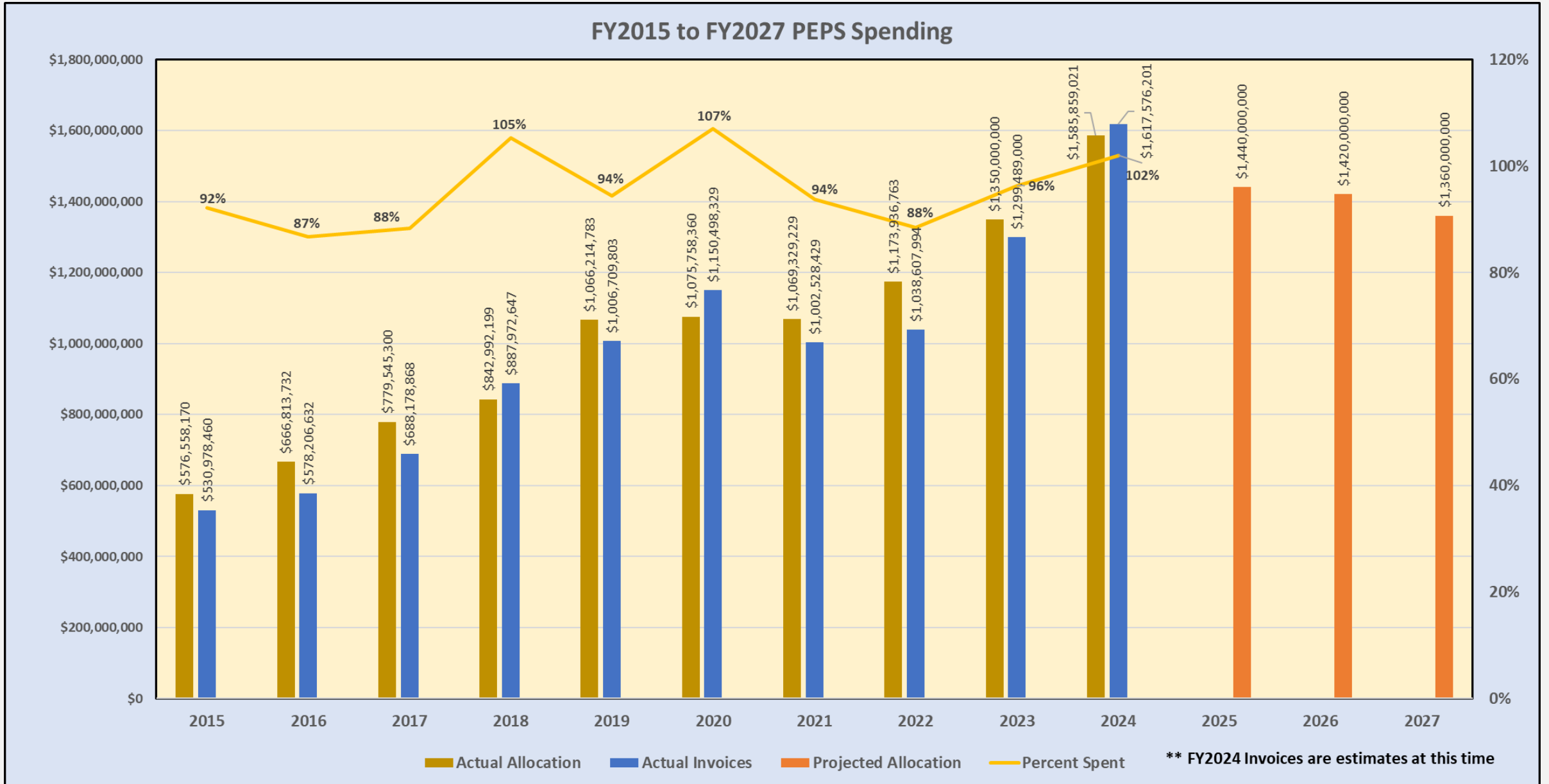


FY2025 to FY2027 Work Authorization Allocations for Divisions

DIVISION	Allocation for FY2025	DIVISION	Allocation for FY2026	DIVISION	Allocation for FY2027
SSD 38	\$8,100,000	SSD 38	\$1,600,000	SSD 38	\$0
CST 46	\$800,000	CST 46	\$950,000	CST 46	\$950,000
MNT 47	\$8,858,622	MNT 47	\$8,415,487	MNT 47	\$8,460,000
DES 48	\$14,274,800	DES 48	\$14,274,800	DES 48	\$15,900,925
MTD 49	\$11,784,500	MTD 49	\$22,586,242	MTD 49	\$13,165,401
TPP 50	\$24,914,500	TPP 50	\$24,914,500	TPP 50	\$30,573,634
PTN 51	\$6,690,520	PTN 51	\$6,690,520	PTN 51	\$6,282,500
ENV 57	\$13,906,658	ENV 57	\$13,906,658	ENV 57	\$13,906,658
TRF 58	\$6,071,400	TRF 58	\$5,314,785	TRF 58	\$5,119,540
ALD 65	\$12,330,000	ALD 65	\$28,830,000	ALD 65	\$16,453,300
GOV 76	\$1,000,000	GOV 76	\$1,000,000	GOV 76	\$1,000,000
TPD 82	\$5,462,500	TPD 82	\$5,462,500	TPD 82	\$5,462,500
RRD 83	\$300,000	RRD 83	\$200,000	RRD 83	\$0
BRG 88	\$70,101,109	BRG 88	\$70,101,109	BRG 88	\$72,595,100
PFD 89	\$5,653,441	PFD 89	\$4,699,614	PFD 89	\$4,661,825
MRD 94	\$2,000,000	MRD 94	\$2,000,000	MRD 94	\$2,000,000
STR 97	\$7,388,291	STR 97	\$9,051,710	STR 97	\$11,660,000
DIVISION TOTAL	\$199,636,340	DIVISION TOTAL	\$219,997,924	DIVISION TOTAL	\$208,191,382
Grand Total - FY2025	\$1,413,484,712	Grand Total - FY2026	\$1,402,753,991	Grand Total - FY2027	\$1,329,070,778
Total Allocation	\$1,440,000,000	Total Allocation	\$1,420,000,000	Total Allocation	\$1,360,000,000



FY2015 to FY2027 - PEPS WA Spending vs. Allocation



Doing Business with TxDOT – Getting Started



- Be registered as a business with the State of Texas

[Texas Comptroller](#)

[Texas Secretary of State](#)

- Be registered with the [Texas PE/LS Board](#) or the [Texas Board of Architectural Examiners](#)
- Obtain [precertification](#) with TxDOT
- Become [administratively qualified](#) with TxDOT
- Check the TxDOT webpage for [projected contracts](#) and pre-RFQ/RFP meetings
- Submit your qualifications through Bonfire electronic platform

Diverse Relationships for Informative Value Exchange

It is designed to encourage and support HUB/DBE firms through voluntary partnerships with mentoring firms.



The mentor-mentee pairings work together to evaluate the mentee's business needs, identify mutually beneficial goals, and to create a progress plan based on them.

Applications for 2024 are now closed and will reopen January 2025.

<https://www.txdot.gov/business/peps/opportunities/drive-mentor-mentee-program.html>

2024 PEPS Conference

Surfing the Waves of Knowledge

December 11–12, 2024

Moody Gardens Hotel


Seven Hope Boulevard

Galveston, Texas 77554

(409) 741-8484

<https://events.tti.tamu.edu/conference/2024-peps-conference/>

Questions?






Philip Howlett, P.E.

PEPS San Antonio Service Center

 Philip.Howlett@txdot.gov

 210-784-6844



Enjoy Your Lunch

THURSDAY, NOVEMBER 14TH, 2024